



Judicial Statistics of Pakistan 2020

National Judicial (Policy Making) Committee

Law & Justice Commission of Pakistan
Supreme Court of Pakistan Building
Constitution Avenue, Islamabad

www.ljcp.gov.pk

Table of Contents

FOREWORD:	1
OVERVIEW OF PERFORMANCE OF SUPERIOR COURTS AND DISTRICT JUDICIARY DURING THE YEAR 2020	3
1. SUPREME COURT OF PAKISTAN	7
1.1 Composition of the Court and Appointment of Judges	7
1.2 Jurisdiction of the Court	7
1.3 The Court Administration	8
1.4 The Human Rights Cell	8
1.5 The Supreme Judicial Council	9
1.6 Hon'ble Judges, Supreme Court of Pakistan as on 31-12-2020	9
1.7 Hon'ble Judges of the Supreme Court of Pakistan Retired during the year 2020	10
1.8 Sanctioned and working strength of the officers and officials as on 31-12-2020	10
1.9 Budget Allocation for the financial year 2020-21	12
1.10 Chart illustrating Institution, Disposal and Balance of Cases during the year 2020	13
1.11 Category-wise Institution, Disposal and Balance of cases in the Supreme Court of Pakistan	14
1.12 Civil Petitions at the Principal Seat and Branch Registries	14
1.13 Civil Appeals at the Principal Seat and Branch Registries	14
1.14 Criminal Petitions at the Principal Seat and Branch Registries	15
1.15 Criminal Appeal at the Principal Seat and Branch Registries	15
1.16 Others at the Principal Seat and Branch Registries	15
1.17 Consolidated statement of Institution, Disposal and Balance of Cases since 2013.	15
1.18 Age-wise Pendency of Cases	15
2 FEDERAL SHARIAT COURT	19
2.1 Composition of the Court and Appointment of Judges	19
2.2 Jurisdiction of the Court	19
2.3 Hon'ble Judges of the Federal Shariat Court as on 31-12-2020	20
2.4 Hon'ble Judges of the Federal Shariat Court Retired during the Year 2020	20
2.5 Sanctioned and Working Strength of the Officers and Officials as on 31-12-2020	20
2.6 Statement Showing Complaints against Officers/ Officials of during the Year 2020	21
2.7 Budget Allocation for the Federal Shariat Court for the Financial Year 2020-21:	22
2.8 Chart illustrating Institution, Disposal and Balance of Cases during the year 2020	23
2.9 Consolidated Statement of Institution, Disposal and Balance of Cases during the year 2020	24
2.10 Bench-wise Institution, Disposal and Balance of Cases during the Year 2020	24
2.11 Institution, Disposal and Balance of Cases in during the last 10 years	24
2.12 Age-Wise Pendency of Cases	26
3 LAHORE HIGH COURT, LAHORE	29
3.1 Composition of the Court and Appointment of Judges	30
3.2 Jurisdiction	30
3.3 Hon'ble Judges of the Lahore High Court as on 31-12-2020	31
3.4 Hon'ble Judges elevated to the Supreme Court of Pakistan during the year 2020	32
3.5 Hon'ble Judges Retired during the year 2020	32
3.6 Statement Showing the Sanctioned and Working Strength as on 31-12-2020	33
3.7 Statement of complaints and penalties during the year 2020	38
3.8 Budget Allocation for the financial year 2020-21	38
3.9 Chart illustrating Institution, Disposal and Balance of Cases during the year 2020	39
3.10 Consolidated Statement of Institution, Disposal and Balance of cases during the year 2020	40
3.11 Category-wise Institution, Disposal and Balance of Cases in the Lahore High Court during the Year 2020	41

3.12	Statement of Appeals/References arising out of Death Sentences during the year 2020	44
3.13	Statement of Appeals arising out of Sentences of Life Imprisonment during the year 2020	44
3.14	Statement of Appeals arising out of Sentences of Seven Years and above but below Life Imprisonment during the year 2020	44
3.15	Institution, Disposal and Balance of Cases during the last 10 years	44
3.16	Age-Wise Pendency of Cases	46
3.17	District-wise Sanctioned and Working Strength of Judicial Officers in Punjab Province as on 31-12-2020	49
3.18	Chart Illustrating Institution, Disposal and Balance of Cases during the year 2020	51
3.19	District-wise statement of Cases in Civil Courts during the year 2020	52
3.20	District-wise statement of Civil Cases in Civil Courts during the year 2020	52
3.21	District-wise statement of Criminal Cases in Civil Courts during the year 2020	53
3.22	District-wise statement of Cases in Sessions Courts during the year 2020	54
3.23	District-wise statement of Civil Appeals in Sessions Courts during the year 2020	55
3.24	District-wise statement of Criminal Appeals in Sessions Courts during the year 2020	56
3.25	District-wise statement of Rent Cases of Civil Courts during the year 2020	57
3.26	District-wise statement of Hadood Cases in Sessions Courts during the year 2020	58
3.27	District-wise statement of Narcotics Cases in Sessions Courts during the year 2020	58
3.28	District-wise statement of Murder Cases in Sessions Courts during the year 2020	59
3.29	District-Wise statement of Cases Carrying Sentence of 7 Years or More Imprisonment Upto Death Sentence during the year 2020	60
3.30	District-wise statement of Civil Revisions in Sessions Courts during the year 2020	61
3.31	District-wise statement of Criminal Revisions in Sessions Courts during the year 2020	62
3.32	Age-wise pendency of cases in Punjab Province	63
4	HIGH COURT OF SINDH	69
4.1	Composition of the Court and appointment of Judges	69
4.2	Original Pecuniary Jurisdiction of the Court	69
4.3	Hon'ble Judges of the High Court of Sindh as on 31-12-2020	70
4.4	Hon'ble Judges elevated to the Supreme Court of Pakistan during the Year 2020	70
4.5	Hon'ble Judges who retired during the Year 2020	70
4.6	Sanctioned and Working Strength of the Officers and Officials as on 31-12-2020	71
4.7	Budget Allocation for the year 2020-21	76
4.8	Statement of Complaints and Penalties during the Year 2020	76
4.9	Chart Illustrating Institution, Disposal and Balance of Cases during the year 2020	77
4.10	Consolidated Statement showing Institution, Disposal and Balance of Cases during the year 2020	78
4.11	Category-wise Statement of Cases during the year 2020	78
4.12	Category-wise Statement of cases at the Principal Seat, High Court of Sindh during the year 2020	79
4.13	Category-wise Statement of Cases at Sukkur Bench during the year 2020	81
4.14	Category-wise Statement of Cases at Larkana Bench during the year 2020	82
4.15	Category-wise Statement of Cases at Hyderabad Bench during the Year 2020	83
4.16	Statement of Appeals/References arising out of Death Sentences during the year 2020	85
4.17	Statement of Appeals arising out of Sentences of Life Imprisonment during the year 2020	85
4.18	Statement of Appeals arising out of Sentences of Seven Years and above but below life imprisonment during the year 2020	85
4.19	Institution, Disposal and Balance of Cases in during the last 10 years	85
4.20	Age-wise pendency of cases	87
4.21	District-wise Sanctioned and Working Strength of Judicial Officers in Sindh Provincias on 31-12- 2020	91
4.22	Chart illustrating Institution, Disposal and Balance of Cases in the District Judiciary during the year 2020	92

4.23	District-wise statement of Cases during the year 2020 _____	93
4.24	District-wise statement of Civil Cases during the year 2020 _____	93
4.25	District-wise statement of Criminal Cases during the year 2020 _____	94
4.26	District-wise statement of Rent cases during the year 2020 _____	95
4.27	District-wise statement of Hudood cases during the year 2020 _____	95
4.28	District-wise statement of Civil Appeals (in the Courts of District Judge+Additional District Judge) during the year 2020 _____	96
4.29	District-wise statement of Criminal Appeals (in the Courts of District Judge+Additional District Judge) during the year 2020 _____	97
4.30	District-wise statement of Murder cases during the year 2020 _____	97
4.31	District-wise statement of Civil Revisions (courts of District and Addl. District Judge) during the Year 2020 _____	98
4.32	District-wise statement of Criminal Revision (in the Courts of Sessions Judge and Addl. Sessions Judge) during the year 2020 _____	99
4.33	District-wise statement of cases Carrying Sentence of Seven Years or More Imprisonment up to Death Sentence during the year 2020 _____	99
4.34	District-wise statement of Narcotics cases during the Year 2020 _____	100
4.35	Age-wise pendency of cases in the District Judiciary _____	101
5	PESHAWAR HIGH COURT _____	105
5.1	Composition of the Court and Appointment of Judges _____	105
5.2	Hon'ble Judges of the Peshawar High Court as on 31-12-2020 _____	106
5.3	Hon'ble Judges elevated to the Supreme Court of Pakistan during the year 2020 _____	106
5.4	Hon'ble Judges who Retired during the year 2020 _____	106
5.5	Strength of Officers and Officials of the Peshawar High Court as on 31-12-2020. _____	107
5.6	Budget Allocation for the financial year 2020-21 _____	110
5.7	Consolidated Statement Showing Complaints and penalties during the Year 2020 _____	110
5.8	Chart Illustrating Institution, Disposal and Balance of Cases in the Peshawar High Court during 2020 _____	111
5.9	Consolidated statement of Institution, Disposal and Balance of Cases during the year 2020 _____	112
5.10	Category wise statement of Civil Cases in the Peshawar High Court, Principal Seat during the year 2020 _____	112
5.11	Category wise statement of Criminal cases in the Peshawar High Court, Principal Seat during the year 2020 _____	113
5.12	Category wise statement of Civil Cases in the Abbotabad Bench during the year 2020 _____	114
5.13	Category wise statement of Criminal Cases in the Abbotabad Bench during the year 2020 _____	115
5.14	Category wise statement of Civil Cases in the D.I. Khan Bench during the year 2020 _____	115
5.15	Category wise statement of Criminal Cases in the D.I. Khan Bench during the year 2020 _____	116
5.16	Category wise statement of Civil Cases in the Mingora Bench during the year 2020 _____	117
5.17	Category wise statement Civil Cases in the Mingora Bench during the year 2020 _____	118
5.18	Category wise statement of Civil Cases in the Bannu Bench during the year 2020 _____	119
5.19	Category wise statement of Criminal Cases in the Bannu Bench during the year 2020 _____	120
5.20	Category wise statement of Civil Cases in the Chitral Bench during the year 2020 _____	120
5.21	Category wise statement of Criminal Cases in the Chitral Bench during the year 2020 _____	121
5.22	Institution, Disposal and Balance of Appeals/References arising out of Death Sentences during the year 2020. _____	122
5.23	Institution, Disposal and Balance of Appeals/References arising out of Sentence of Life Imprisonment during the year 2020. _____	122
5.24	Institution, Disposal and Balance of Appeals/References arising out of Sentences of Seven years and above but below life imprisonment during the year 2020. _____	122
5.25	Institution, Disposal and Balance of Cases in the Peshawar High Court, during the last 10 years. _____	122

5.26	District-wise Sanctioned and Working Strength of Judicial Officers in Khyber Pakhtunkhwa Province as on 31-12-2020	127
5.27	Chart Illustrating Institution, Disposal and Balance of Cases in the District Judiciary during 2020	129
5.28	District-wise Consolidated Statement of Cases during the year 2020	130
5.29	District-wise Institution, Disposal and Balance of Civil Cases during the Year 2020	130
5.30	District-wise statement of Criminal Cases in the District Judiciary during the Year 2020	131
5.31	District-wise statement of Civil Appeals (in the Courts of District Judge + Additional District Judge) during the year 2020	132
5.32	District wise statement of Criminal Revision (in the Courts of Sessions Judge and Additional Sessions Judge) during the Year 2020	133
5.33	District-wise statement of Criminal Appeals (in the Courts of Sessions Judges and Additional Sessions Judges) during the Year 2020	134
5.34	District wise Statement of Rent Cases during the Year 2020	135
5.35	District-Wise statement of Hadood Cases during the year 2020	136
5.36	District wise statement of Murder Cases during the year 2020	136
5.37	District-wise statement of Cases Carrying Sentence of Seven Years or More Imprisonment up to Death Sentence during the Year 2020	137
5.38	District wise statement of Narcotics Cases in during the year 2020	138
5.39	Age-wise pendency of cases in the District Judiciary	139
6	HIGH COURT OF BALOCHISTAN	143
6.1	Composition of the Court and Appointment of Judges	143
6.2	Hon'ble Judges of the High Court of Balochistan as on 31-12-2020	144
6.3	Hon'ble Judges elevated to the Supreme Court of Pakistan during the Year 2020	144
6.4	Hon'ble Judges of the who retired during the Year 2020	144
6.5	Sanctioned and Working Strength as on 31-12-2020	144
6.6	Budget Allocation for the Year 2020-21	147
6.7	Statement Showing Complaints and Penalties during the Year 2020	147
6.8	Consolidated Statement Showing Pendency, Institution, Disposal and Balance of Cases in the High Court of Balochistan during 2020.	148
6.9	Consolidate Statement of Insituition, Disposal and Balance of Cases in the High Court of Balochistan	149
6.10	Category-Wise Institution, Disposal and Balance of Cases in the High Court of Balochistan including Sibi and Turbat benches during the Year 2020.	150
6.11	Institution, Disposal and Balance of Appeals/References arising out of Death Sentences during the Year 2020	152
6.12	Institution, Disposal and Balance of Appeals arising out of Sentences of Life Imprisonment during the Year 2020	152
6.13	Institution, Disposal and Balance of Appeals arising out of Sentences of Seven Years and above but below life imprisonment during the Year 2020	152
6.14	Consolidated Pendency, Institution, Disposal and Balance of cases in the High Court of Balochistan, during the last 10 years	152
6.15	Institution, Disposal and Balance of cases in the High Court of Balochistan, during the last 10 years	152
6.16	Age-wise pendency of cases in the High Court of Balochistan	153
6.17	District-wise Sanctioned and Working Strength of Judicial Officers in Balochistan Province as on 31-12-2020	157
6.18	Consolidated Statement Showing Pendency, Institution, Disposal and Balance of Cases in the District Judiciary of Balochistan during 2020	158
6.22	District-wise Consolidate Institutions, Disposal and Balance of Cases in the District Judiciary of Balochistan during the year 2020	161

6.23	District-wise Institution, Disposal and Balance of Civil Cases in the District Judiciary of Balochistan w.e.f 1st January 2020 to 31th December, 2020 _____	161
6.24	District-wise Institution, Disposal and Balance of Criminal Cases in the District Judiciary of Balochistan w.e.f 1st January 2020 to 31 December 2020 _____	162
6.25	District wise Pendency, Institution, Disposal and Balance of Family cases in the District Judiciary of Balochistan during the Year 2020 _____	163
6.26	District wise Pendency, Institution, Disposal and Balance of Rent cases in the District Judiciary of Balochistan during the Year 2020 _____	163
6.27	District wise Pendency, Institution, Disposal and Balance of Hudood cases in the District Judiciary of Balochistan during the Year 2020 _____	164
6.28	District wise Pendency, Institution, Disposal and Balance of Narcotics cases in the District Judiciary of Balochistan during the Year 2020 _____	165
6.29	District wise statement showing Pendency, Institution & Disposal of Murder Cases in the District Judiciary of Balochistan Province during 2020 _____	165
6.30	District wise statement showing Pendency, Institution & Disposal of Civil Appeals in the District Judiciary of Balochistan Province during 2020 _____	166
6.31	District wise pendency, Institution, Disposal and Balance of Cases Carrying Sentence of Seven Years or More Imprisonment up to Death Sentence in the District Judiciary of Balochistan during the Year 2020 _____	167
6.32	District wise statement showing Pendency, Institution & Disposal of Civil Revision in the District Judiciary of Balochistan Province during 2020 _____	167
6.33	District wise statement showing Pendency, Institution & Disposal of Criminal Appeals in the District Judiciary of Balochistan Province during 2020 _____	168
6.34	District wise statement showing Pendency, Institution & Disposal of Criminal Revision in the District Judiciary of Balochistan Province during 2020 _____	169
6.35	Age-wise pendency of cases in the District Judiciary of Balochistan Province _____	169
7	ISLAMABAD HIGH COURT _____	173
7.1	Composition of the Court and Appointment of Judges _____	174
7.2	Original Pecuniary Jurisdiction of the Court _____	174
7.3	Hon'ble Judges of the Islamabad High Court as on 31-12-2020 _____	175
7.4	Hon'ble Judges Elevated to the Supreme Court of Pakistan during the year 2020 _____	175
7.5	Hon'ble Judges of the Islamabad High Court Retired during the year 2020 _____	175
7.6	Sanctioned and Working Strength of the Officers and Officials as on 31-12-2020 _____	175
7.7	Budget Allocation for the year 2020-21 _____	177
7.8	Consolidated Statement Showing Complaints and Penalties during the Year 2020 _____	177
7.9	Consolidated Statement Showing Pendency, Institution, Disposal and Balance of Cases in the Islamabad High Court during 2020 _____	178
7.10	Consolidated Statement Showing Pendency, Institution, Disposal and Balance of Cases in the Islamabad High Court during the Year 2020 _____	179
7.11	Category-wise Pendency, Institution, Disposal and Balance of Cases in the Islamabad High Court during the Year 2020 _____	180
7.12	Pendency, Institution, Disposal and Balance of Cases in the Islamabad High Court during the Last 10 years. _____	180
7.13	Pendency, Institution, Disposal and Balance of Appeal raising out of Sentences of Life Imprisonment in the Islamabad High Court, Islamabad during the Year 2020. _____	180
7.14	Pendency, Institution, Disposal and Balance of Appeals arising out of Sentences of Seven Years and above but below life imprisonment in the Islamabad High Court, Islamabad during the Year 2020. _____	180
7.15	Pendency, Institution, Disposal and Balance of Appeals/References arising out of Sentences of Seven years and above but below life imprisonment in the Islamabad High Court during the year 2020. _____	180

7.16	Category-wise Pendency, Institution, Disposal and Balance of Cases in the Islamabad High Court during the Year 2020	181
7.17	District-wise Sanctioned and Working Strength of Judicial Officers in Islamabad Capital Territory as on 31-12-2020	185
7.18	Consolidated Statement Showing Pendency, Institution, Disposal and Balance of Cases in the District Courts of Islamabad during 2020	186
7.19	District-wise Consolidated Institution, Disposal and Balance of Cases in the District Judiciary of ICT, Islamabad during the Year 2020.	187
7.20	District-wise statement of Civil Cases in the District Judiciary of Islamabad Capital Territory during the Year 2020	187
7.21	District-wise statement of Criminal Cases in the District Judiciary of Islamabad Capital Territory during the Year 2020	187
7.22	District-wise Statement of Miscellaneous categories of cases in the District Judiciary during the year 2020	187
7.23	Age-wise pendency of cases in the District Judiciary of ICT, Islamabad	188

Foreword

It is an honour for me to publish this Annual Report on the Judicial Statistics of Pakistan for the year 2020. It contains judicial statistics of all the Superior Courts of the country namely Supreme Court of Pakistan, Federal Shariat Court, High Courts and the District Judiciary thereof. Besides, statistical data of cases, the report will also provide detailed information about the sanctioned/working strength and vacant posts of judicial officers as well as administrative staff and annual budgetary allocation for the courts. This report also provides an opportunity to the Courts and other relating institutions to evaluate the performance of the Courts and measure the shortcomings in case management and other related issues to further improve the performance of the Courts and strengthen the accountability mechanism within the court system. It will also enable the people to know how the courts are striving hard for expeditious disposal of cases and providing justice to the litigants after the implementation of National Judicial Policy, 2009.

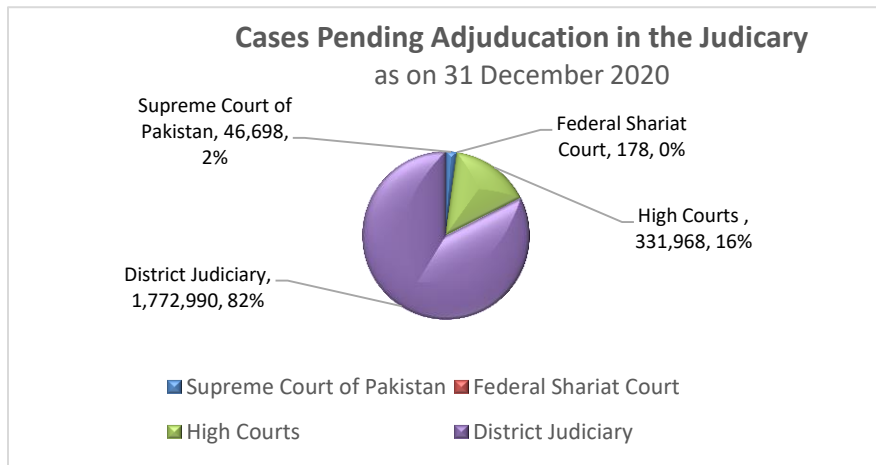
The present report has been prepared by the Secretariat of Law and Justice Commission of Pakistan as mandated by the National Judicial (Policy Making) Committee. It is hoped that the data provided in the report will not only enable the concerned stakeholders to know how the Courts are striving for providing justice to the litigant public but would also serve as a useful reference for them to evolve strategies for addressing the problems of backlog and increase in new institution. It is hoped that the information provided in this report will be helpful for suggesting measures to improve the administration of justice.

Dr. Muhammad Raheem Awan
Secretary
Law and Justice Commission of Pakistan

Overview of Performance of Superior Courts and District Judiciary during the year 2020

Following table illustrates the institution and disposal of cases by the Superior Courts and District Judiciary during the year 2020. Large numbers of cases were disposed of by the courts at all levels of judicial hierarchy after the implementation of the National Judicial Policy, 2009 despite being deficient in human resource and infrastructure. The Pie-Chart indicates the overall number of cases pending in the Supreme Court, Federal Shariat Court, High Courts and District Judiciary of all the Provinces and Islamabad Capital Territory

Name of Court	Pendency	Institution	Disposal	Balance
Supreme Court of Pakistan	42,998	16,755	13,055	46,698
Federal Shariat Court	176	131	129	178
Lahore High Court, Lahore	181,999	124,352	118,175	188,176
High Court of Sindh, Karachi	83,920	28,346	27,155	81,684
Peshawar High Court, Peshawar	40,795	27,562	26,525	41,832
High Court of Balochistan, Quetta	4,849	5,256	6,117	3,988
Islamabad High Court, Islamabad	15,885	8,095	7,692	16,288
Total – High Courts	327,448	193,611	185,664	331,968
District Courts, Punjab	1,108,461	2,235,122	2,051,818	1,362,423
District Courts, Sindh	93,960	304,719	288,443	115,815
District Courts, Khyber Pakhtunkhwa	196,238	446,307	408,061	230,474
District Courts, Balochistan	13,776	51,864	49,606	16,034
District Courts, Islamabad	41,329	67,733	60,818	48,244
Total – District Judiciary	1,453,764	3,105,745	2,858,746	1,772,990
Grand Total	1,824,386	3,316,242	3,057,594	2,151,834



Supreme Court of Pakistan

1. Supreme Court of Pakistan

The Supreme Court is the final arbiter of law and the Constitution under the Constitution of the Islamic Republic of Pakistan. Under the Constitution a unique role has been assigned to the Supreme Court for maintaining harmony and balance among the three pillars of the State, namely, Legislature, Executive and Judiciary to ensure that the state organs perform their respective functions within the stipulated limits and constraints. The Court is also empowered to protect the fundamental rights if it considers that a question of public importance with reference to enforcement of any of the fundamental rights conferred by the Constitution is involved.

1.1 Composition of the Court and Appointment of Judges

The Supreme Court of Pakistan consists of Chief Justice and not more than sixteen other Judges. A person with five-year experience as a Judge of High Court or fifteen-year experience as an advocate of High Court is eligible to be appointed as a Judge of the Supreme Court. After the 18th Amendment in the Constitution the Judges of the Supreme Court are appointed by the President of Pakistan on the recommendation of the Judicial Commission of Pakistan headed by the Hon'ble Chief Justice of Pakistan on the basis of their knowledge and expertise in different fields of law. According to Article 175-A(3) of the Constitution the most Senior Judge of the Supreme Court is appointed as the Chief Justice of Pakistan. A Judge holds office until attaining the age of sixty-five years, unless he resigns earlier or is removed from office on the grounds specified by the Constitution, namely, physical or mental incapacity or misconduct to be determined by the Supreme Judicial Council.

1.2 Jurisdiction of the Court

The Supreme Court exercises original, appellate and advisory jurisdiction. It possesses exclusive original jurisdiction for settlement of inter-governmental (federal/provincial) disputes. Under this jurisdiction, the Court pronounces declaratory judgments. The Supreme Court can also exercise original jurisdiction with respect to the enforcement of fundamental rights, if the case involves a question of public importance. In exercise of its advisory jurisdiction the Court furnishes its opinion on a question of law of public importance referred to it by the President of Pakistan for consideration. Under its appellate jurisdiction, the Court entertains appeals against orders and decisions of High Courts and other special tribunals and courts. Under the

Constitution, the Court is invested with authority to make its rules of practice and procedure. Under the rules the Chief Justice as the head of the institution nominates Judges for hearing of cases and exercising other administrative powers and functions.

1.3 The Court Administration

The administration of the Court is headed by the Registrar who functions under the overall supervision of the Chief Justice of Pakistan. In the performance of his functions under the prescribed rules, the Registrar is aided and assisted by the Additional Registrar, Deputy Registrars, Assistant Registrars and the respective branches of the court. The Secretary to the Chief Justice, Research & Reference Officers, and Librarian, Private Secretaries to the Judges, Court Associates and Assistant Librarian provide services in their respective spheres. The administration and general branches headed by the Deputy Registrars assist the Registrar in their respective spheres. The Court, with the approval of the President of Pakistan is empowered to make rules providing for appointment of its staff and determining the terms and conditions of their service. Such rules empower the Hon'ble Chief Justice to exercise powers in respect of officers and staff of the Court the powers which the President of Pakistan exercises in respect of the Federal Government employees.

A Registry provides administrative services to the Court for carrying out its judicial functions. It prepares the cases for fixing before a bench and assists the Court in case flow management. The Registry provides information and assistance to advocates and the general public on legal procedures and formalities for filing cases and completing the record. It prepares cause lists and intimates fixation of cases to parties, advocates-on-record, advocates and litigants appearing in person. It conveys the judgments and orders of the Court to the concerned quarters for implementation and compliance and maintains the Court records.

1.4 The Human Rights Cell

To provide an expeditious and inexpensive remedy in matters relating to infringements of Fundamental Rights as enshrined in Chapter II of the Constitution, a Human Rights Cell has been established in the Court. The Cell functions under the direct supervision of the Hon'ble Chief Justice of Pakistan. It is mandated expedite process the complaints and grievances received from the general public by post and addressed to the Hon'ble Chief Justice of Pakistan. Reports and comments are called from the concerned quarters under the orders of the Hon'ble Chief

Justice of Pakistan and the matters disposed of. The cases requiring hearing are fixed in Court and are decided there. Relief is provided to the poor persons without going through the traditional protracted litigation process. A Complaint Wing has also been established for receiving and processing complaints of overseas Pakistanis for addressing their grievances and issuing appropriate directions to the concerned Departments/Ministries for early relief.

1.5 The Supreme Judicial Council

The Supreme Judicial Council is comprised of the Chief Justice of Pakistan as Chairman, two most senior Judges of the Supreme Court and two most senior Chief Justices of High Courts as members. The Registrar, Supreme Court of Pakistan acts as its Secretary. On a reference received from President of Pakistan or through suo-moto action, the Supreme Judicial Council investigates the matter and presents its findings to the President of Pakistan. If the Council decides that the Judge is incapable of performing the duties of office or is guilty of misconduct, and therefore should be removed from office, the President of Pakistan may order the removal of such judge.

1.6 Hon'ble Judges, Supreme Court of Pakistan as on 31-12-2020

Sr.	Name	Date of elevation	Date of Superannuation
1	Mr. Justice Gulzar Ahmed, Hon'ble Chief Justice of Pakistan	<ul style="list-style-type: none"> • As Judge on 17.11.2011 • As HCJP on 21.12.2020 	01.02.2022
2	Mr. Justice Mushir Alam	20.09.2013	17.08.2021
3	Mr. Justice Umar Ata Bandial	17.06.2014	16.09.2023
4	Mr. Justice Qazi Faez Isa	05.09.2014	25.10.2024
5	Mr. Justice Maqbool Baqar	17.02.2015	04.04.2022
6	Mr. Justice Manzoor Ahmad Malik	06.11.2015	30.04.2021
7	Mr. Justice Sardar Tariq Masood	06.11.2015	10.03.2024
8	Mr. Justice Ijaz ul Ahsan	28.06.2016	04.08.2025
9	Mr. Justice Mazhar Alam Khan Miankhel	30.12.2016	13.07.2022
10	Mr. Justice Sajjad Ali Shah	15.03.2017	13.08.2022
11	Mr. Justice Syed Mansoor Ali Shah	07.02.2018	27.11.2027
12	Mr. Justice Munib Akhtar	08.05.2018	13.12.2028
13	Mr. Justice Yahya Afridi	28.06.2018	22.01.2030
14	Mr. Justice Qazi Muhammad Amin Ahmed	24.04.2020	25.03.2022
15	Mr. Justice Amin-ud-Din Khan	21.10.2020	30.11.2025
16	Mr. Justice Sayyed Mazahar Ali Akbar Naqvi	16.03.2020	31.0.2025

Sanctioned Strength of Hon'ble Judges (as on 31-12-2020) 17

Working Strength of Hon'ble Judges (as on 31-12-2020) 16

1.7 Hon'ble Judges of the Supreme Court of Pakistan Retired during the year 2020

Sr.	Name	Date of Retirement
1	Mr. Justice Faisal Arab	04.11.2020

1.8 Sanctioned and working strength of the officers and officials as on 31-12-2020

Sr. #	Name of Post	Sanctioned Strength	Working Strength	Vacant
1	Registrar	1	1	0
2	Director General (Monitoring Cell)	1	1	0
3	Additional Registrar	2	2	0
4	Director General (HR Cell)	1	0	1
5	Additional Registrar (Research)	1	0	1
6	Director Research	1	0	1
7	Deputy Registrar	6	5	1
8	Deputy Registrar Research	1	0	1
9	Secretary to Chief Justice	1	1	0
10	Director (HR Cell)	1	1	0
11	Assistant Registrar	13	13	0
12	Research Officer	15	10	5

Judicial Statistics of Pakistan, Annual Report 2020

Sr. #	Name of Post	Sanctioned Strength	Working Strength	Vacant
13	PRO	1	1	0
14	Curator	1	1	0
15	Staff officer to Chief Justice	1	0	1
16	Librarian	1	1	0
17	Director IT	1	1	0
18	Translator	1	0	1
19	Private Secretary* & PS to CJ (19)	28	25	3
20	Accounts officer	2	2	0
21	Court associate	27	26	1
22	Deputy Director (Software)	1	1	0
23	Deputy Director (Network)	1	1	0
24	Protocol Officer	5	5	0
25	Deputy Librarian	2	1	1
26	Web master	1	1	0
27	Assistant research officer	4	0	4
28	Deputy director (Web)	1	0	1
29	Deputy translator	1	0	1
30	Asst. protocol officer	3	0	3
31	Assistant accounts officers	1	1	0
32	Assistant librarian	6	5	1
33	Judicial assistant	36	31	5
34	Senior assistant	7	2	5
35	Assistant private secretary	29	15	14
36	Assistant incharge	1	0	1
37	Computer supervisor	1	1	0
38	Research assistant	12	0	12
39	Assistant Director (Network)	1	1	0
40	Assistant Director (Software)	1	1	0
41	Assistant translator	4	0	4
42	Khateeb	2	1	1
43	Data coder	7	7	0
44	Stenotypist	18	11	7
45	Assistant	22	22	0
46	Library assistant	11	9	2
47	IT assistant	5	5	0
48	Accounts assistant	3	2	1
49	Protocol assistant	9	3	6
50	DEO	23	21	2
51	Catering supervisor	1	1	0
52	Garage supervisor	1	1	0
53	EPB	10	9	1
54	Caretaker	2	2	0
55	Head cook	1	1	0
56	Junior library assistant	4	0	4

Sr. #	Name of Post	Sanctioned Strength	Working Strength	Vacant
57	Junior protocol assistant	5	3	2
58	UDC incharge / UDC	13	13	0
59	Telephone operator	12	9	3
60	Book binder	3	2	1
61	Library clerk	5	0	5
62	moazzin	2	2	0
63	Urdu Typist	1	1	0
64	Driver to Hon'ble Chief Justice	2	2	0
65	LDC	90	71	19
66	Operators cum technicians for CCTV system	6	4	2
67	Motor mechanic	1	1	0
68	Driver	77	62	15
69	Dispatch rider	6	6	0
70	DMO	3	1	2
71	Record sorter	6	4	2
72	Daftry	28	26	2
73	Qasid	40	39	1
74	Cook	5	3	2
75	Naib qasid	149	112	37
76	Cleaner	4	1	3
77	Sweeper	31	17	14
78	Chowkidar	12	12	0
79	Mali	1	1	0
Total		846	644	202

1.9 Budget Allocation for the financial year 2020-21

Total Allocation for Supreme Court of Pakistan.	Rs. 2,443,000,000/-
---	----------------------------

1.10 Chart illustrating Institution, Disposal and Balance of Cases during the year 2020

Pending	Institution	Disposal	Balance
42998	16755	13055	46698

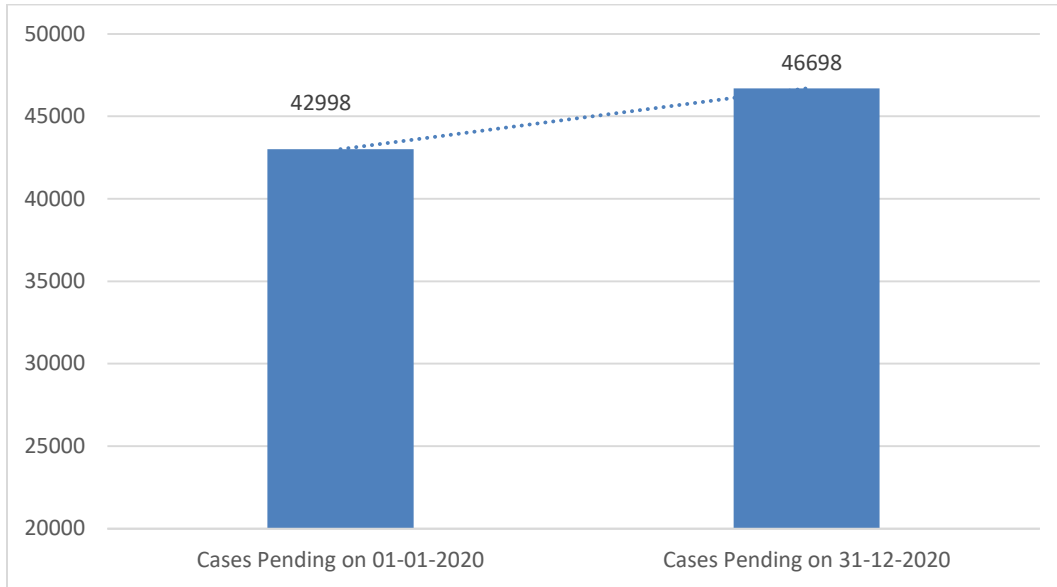


Chart illustrating a comparison between number of cases pending at beginning and end of the year 2020

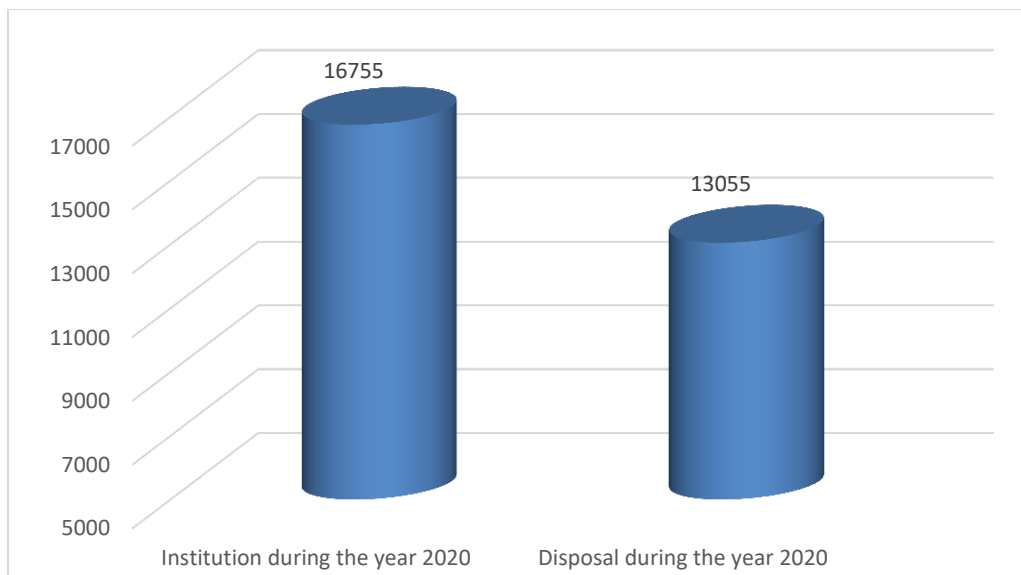


Chart illustrating a comparison between number of cases instituted and disposed of during the Year 2020

1.11 Category-wise Institution, Disposal and Balance of cases in the Supreme Court of Pakistan

Sr. #	Categories	Pending	Institution	Disposal	Balance
1	C.A	9561	1815	1736	9640
2	C.P	23594	8400	6428	25566
3	C.R.P	787	798	440	1145
4	C.Sh.A.	73	0	4	69
5	C.Sh.P.	0	0	0	0
6	C.Sh.R.P.	1	0	0	1
7	Const. P.	133	14	39	108
8	CrI.A.	167	1293	755	705
9	CrI.O.P	302	107	139	270
10	CrI.P.	5431	3600	2665	6366
11	CrI.R.P.	60	41	40	61
12	CrI.S.M.R.P	52	14	12	54
13	CrI.S.M.Sh.R.P	2	0	0	2
14	CrI.Sh.A	28	2	14	16
15	CrI.Sh.P	22	0	10	12
16	CrI.Sh.R.P	4	1	1	41
17	D.S.A	1	0	0	136
18	H.R.C	144	1	9	22
19	I.C.A	22	1	1	2465
20	J.P.	2561	637	733	11
21	J.Sh.P	12	6	7	2
22	Reference	1	1	0	23
23	S.M.C	23	2	2	19
24	S.M.R.P	17	22	20	
Total		42998	16755	13055	46734

1.12 Civil Petitions at the Principal Seat and Branch Registries

Sr. #	Bench	Pendency 01-01-2020	Institution	Total	Disposal	Balance 31-12-2020
1	Islamabad	8830	4596	13426	3718	9708
2	Lahore	10845	1967	12812	1960	10852
3	Karachi	474	1278	1752	460	1292
4	Peshawar	2836	423	3259	203	3056
5	Quetta	609	136	745	87	658
Total		23594	8400	31994	6428	25566

1.13 Civil Appeals at the Principal Seat and Branch Registries

Sr. #	Bench	Pendency 01-01-2020	Institution	Total	Disposal	Balance 31-12-2020
1	Islamabad	6877	1289	8166	1201	6965
2	Lahore	1945	367	2312	443	1869
3	Karachi	166	61	227	50	177
4	Peshawar	499	91	590	27	563
5	Quetta	74	7	81	15	66
Total		9561	1815	11376	1736	9640

1.14 Criminal Petitions at the Principal Seat and Branch Registries

Sr. #	Bench	Pendency 01-01-2020	Institution	Total	Disposal	Balance 31-12-2020
1	Islamabad	1530	1700	3230	947	2283
2	Lahore	3197	1525	4722	1467	3255
3	Karachi	209	189	398	143	255
4	Peshawar	293	112	405	0	405
5	Quetta	202	74	276	108	168
Total		5431	3600	9031	2665	6366

1.15 Criminal Appeal at the Principal Seat and Branch Registries

Sr. #	Bench	Pendency 01-01-2020	Institution	Total	Disposal	Balance 31-12-2020
1	Islamabad	155	782	937	364	573
2	Lahore	6	457	463	373	90
3	Karachi	3	23	26	17	9
4	Peshawar	2	11	13	0	13
5	Quetta	1	20	21	1	20
Total		167	1293	1460	755	705

1.16 Others at the Principal Seat and Branch Registries

Sr. #	Bench	Pendency 01-01-2020	Institution	Total	Disposal	Balance 31-12-2020
1	Islamabad	3445	1323	4768	1097	3671
2	Lahore	658	248	906	292	614
3	Karachi	114	70	184	75	109
4	Peshawar	17	5	22	4	18
5	Quetta	11	1	12	3	9
Total		4245	1647	5892	1471	4421

1.17 Consolidated statement of Institution, Disposal and Balance of Cases since 2013.

Year	Pending	Institution	Disposal	Balance
2013	17383	12215	9059	20539
2014	20539	13753	12614	21678
2015	21678	16623	12275	26026
2016	26026	18849	14638	30237
2017	30237	19471	13852	35856
2018	35856	19363	16951	38268
2019	38268	20266	15536	42998

1.18 Age-wise Pendency of Cases

Categories	2010	2011	2012	2013	2014	2015	2016	2017	2018	2019	Total
C.A	352	323	471	767	714	951	1121	914	993	1674	8280
C.P	29	153	217	424	961	1765	2123	2733	3622	6424	18451
C.R.P	4	1	0	1	2	6	101	99	93	288	595
C.Sh.A.	1	6	0	0	0	5	0	1	1	1	15

Judicial Statistics of Pakistan, Annual Report 2020

Categories	2010	2011	2012	2013	2014	2015	2016	2017	2018	2019	Total
C.Sh.R.P.	0	0	0	0	0	0	0	0	1	0	1
Const. P.	2	6	4	5	2	8	5	20	17	12	81
CrI.A.	0	1	0	0	1	3	0	5	2	118	130
CrI.O.P	0	0	3	3	6	6	9	17	36	92	172
CrI.P.	1	15	28	93	94	253	500	748	887	1521	4140
CrI.R.P.	0	1	0	0	0	1	6	3	12	17	40
CrI.S.M.R.P	0	0	0	0	0	0	8	7	9	23	47
CrI.S.M.Sh.R.P	0	0	0	0	0	0	0	0	1	0	1
CrI.Sh.A	0	0	0	0	1	0	2	7	4	0	14
CrI.Sh.P	0	0	0	1	0	2	0	0	2	7	12
CrI.Sh.R.P	0	0	0	0	1	0	1	0	1	0	3
D.S.A	0	0	0	0	0	0	1	0	0	0	1
H.R.C	2	5	5	6	36	43	0	4	19	0	120
I.C.A	0	0	0	1	1	2	1	3	8	5	21
J.P.	0	0	1	2	3	10	171	530	624	586	1927
J.Sh.P	0	0	0	0	0	0	0	1	3	4	8
Reference	0	1	0	0	0	0	0	0	0	0	1
Report	0	0	0	0	0	0	0	0	3	2	5
S.M.C	0	1	1	1	0	6	3	1	4	1	18
S.M.R.P	0	0	0	1	0	0	2	1	0	7	11
Total	391	513	730	1305	1822	3061	4054	5094	6342	10782	34094

Federal Shariat Court

2 Federal Shariat Court

The preamble to the Constitution explicitly affirms that sovereignty over the entire universe belongs to Almighty Allah alone and the authority to be exercised by the people of Pakistan within the limits prescribed by Him is a sacred trust. Article 2A lays down that the principles and provisions set out in the Objectives Resolution are a substantive part of the Constitution. Article 227 makes it incumbent that all existing laws shall be brought in conformity with the Injunctions of Islam as laid down in the Holy Quran and the Sunnah of the Holy Prophet (Peace Be upon Him). In order to speed up the process of Islamization in the country a Constitutional Amendment was made in 1979 for setting up Shariat Benches in the Provincial High Courts. The judgment/orders of the Shariat Benches were made binding. However, soon after need was felt for the establishment of an independent institution for the purpose. So under Article 203-C of Chapter 3-A of the Constitution (as substituted by the Constitution (Amendment) Order 1980 (P.O 1 of 1980) an independent Federal Shariat Court was established in Islamabad with its Branch Registries in the four Provincial High Courts.

2.1 Composition of the Court and Appointment of Judges

Under the Constitution the Federal Shariat Court shall consist of not more than eight Muslim Judges and out of them not more than three shall be Ulema (having at least fifteen years experience in Islamic Law, Research or Instruction) including the Chief Justice to be appointed by the President of Pakistan on the recommendations of the Judicial Commission under Article 175-A of the Constitution.

2.2 Jurisdiction of the Court

Under Article 203-D of the Constitution the Federal Shariat Court may, on its own motion or on the petition of the citizen of Pakistan or the Federal or Provincial Government, examine and decide the question whether or not any law or provision of law is repugnant to the Injunctions of Islam as laid down in the Holy Quran and the Sunnah of the Holy Prophet (Peace be Upon Him). Furthermore, all cases punishable under the Hudood laws by the District and Sessions Judges are appealable before the Federal Shariat Court.

2.3 Hon'ble Judges of the Federal Shariat Court as on 31-12-2020

Sr. #	Name	Date of elevation	Date of Superannuation
1	Mr. Justice Muhammad Noor Meshkanzai, Chief Justice	15.05.2020	14.05.2021
2	Mr. Justice Shaukat Ali Rakhshani	09.02.2018	09.02.2021
3	Mr. Justice Dr. Syed Muhammad Anwar	21.05.2020	20.05.2023

2.4 Hon'ble Judges of the Federal Shariat Court Retired during the Year 2020

Sr. #	Name	Date of Retirement
1	Mr. Justice Syed Muhammad Farooq Shah	Demise on 25.07.2020

Sanctioned Strength of Hon'ble Judges (as on 31.12.2020): **08**Working Strength of Hon'ble Judges (as on 31.12.2020): **03****2.5 Sanctioned and Working Strength of the Officers and Officials as on 31-12-2020**

S.No.	Name of the Post with BPS	Sanctioned Strength	Working Strength	Vacant Posts
BPS 17 to BPS 22				
1.	Registrar (B-22)	01	01	-
2.	Secretary to Chief Justice (B-21)	01	01	-
3.	Senior Research Advisor (B-21)	01	01	-
4.	Research Advisor (B-20)	01	-	01
5.	Deputy Registrar (B-20)	04	01	03
6.	Assistant Registrar (B-19)	06	02	04
7.	Reader to Chief Justice (B-19)	01	01	-
8.	Private Secretary to Chief Justice (B-19)	01	01	-
9.	Private Secretary (B-18)	06	04	02
10.	Librarian (B-18)	01	01	-
11.	Superintendent (B-18)	07	05	02
12.	Reader (B-18)	06	06	-
13.	Computer Programmer (B-18)	01	01	-
14.	Assistant Programmer (B-18)	01	01	-
15.	Protocol Officer (B-18)	01	01	-
16.	Accountant (B-18)	01	01	-
17.	Research Officer (B-18)	01	-	01
18.	Network Administrator (B-17)	01	01	-
19.	Database Administrator (B-17)	01	01	-
20.	Computer Operator/P.A. (B-17)	01	01	-
21.	Assistant Protocol Officer (B-17)	01	01	-
22.	Judicial Assistant (B-17)	06	06	-
23.	Senior Assistant (B-17)	05	05	-
24.	Assistant Private Secretary (B-17)	01	01	-
25.	Research Assistant (B-16)	04	-	04
26.	Protocol Assistant (B-16)	04	-	04
27.	Stenographers/J.Ws (B-16)	07	06	01
28.	Hardware Technician (B-16)	01	01	-
29.	Scanning Expert (B-16)	01	01	-
30.	Account Assistant (B-16)	01	01	-

S.No.	Name of the Post with BPS	Sanctioned Strength	Working Strength	Vacant Posts
31.	Assistant (B-15)	15	15	-
32.	Translation Assistant (B-15)	02	02	-
33.	Care Taker (B-15)	01	01	-
34.	Cataloguer (B-15)	02	02	-
35.	Stenotypist (B-14)	03	-	03
36.	U.D.Cs (B-11)	10	10	-
37.	Urdu Typist (B-09)	02	02	-
38.	Receptionist (B-09)	01	01	-
39.	L.D.Cs (B-9)	27	27	-
40.	Assistant Caretaker (B-9)	02	01	01
41.	Book Binder (B-5)	01	01	-
42.	D.M.O. (B-5)	02	02	-
43.	Electrician (B-5)	01	01	-
44.	Driver (B-5)	12	12	-
45.	Dispatch Rider (B-5)	04	04	-
46.	Daftary (B-3)	03	03	-
47.	Qasid (B-3)	10	10	-
48.	Naib Qasid (B-2)	34	28	06
49.	Farash (B-2)	03	03	-
50.	Mali (B-2)	05	05	-
51.	Chowkidar (B-2)	10	10	-
52.	Cook (B-2)	09	09	-
53.	Bearer (B-2)	07	07	-
54.	Sweeper (B-2)	14	13	01
Total		255	222	33

2.6 Statement Showing Complaints against Officers/ Officials of during the Year 2020

Complaints		Officers	Officials	Total
1	No. of Complaints Received	Nil	Nil	Nil
2	No. of Complaints Disposed of	Nil	Nil	Nil
3	Under Process	Nil	Nil	Nil

Complaints		Officers	Officials	Total
A: Major Punishment				
i	Dismissal from Service	Nil	Nil	Nil
ii	Removal from Service	Nil	Nil	Nil
iii	Compulsory Retirement	Nil	Nil	Nil
iv	Reduction to Lower Stage	Nil	Nil	Nil
v	Reduction to Lower Post	Nil	Nil	Nil
Total		0	0	0
B: Minor Punishment				
i	Stoppage of Increment	Nil	Nil	Nil
ii	Withholding Promotion	Nil	Nil	Nil
iii	Censure/ Warning	Nil	2	2
Total		0	2	2

2.7 Budget Allocation for the Federal Shariat Court for the Financial Year 2020–21:

Sr. No.	Principal Seat / Bench Registry	Budget Allocation
1	Principal Seat, Islamabad	477.384 Million Centralized budget for Principal Seat & Branch Registries
2	Bench Registry, Lahore	
3	Bench Registry, Karachi	
4	Bench Registry, Peshawar	
5	Bench Registry, Quetta	

2.8 Chart illustrating Institution, Disposal and Balance of Cases during the year 2020

Pendency on 31-12-2020	Institution during the year	Disposal during the year	Balance on 31-12-2020
176	131	129	178

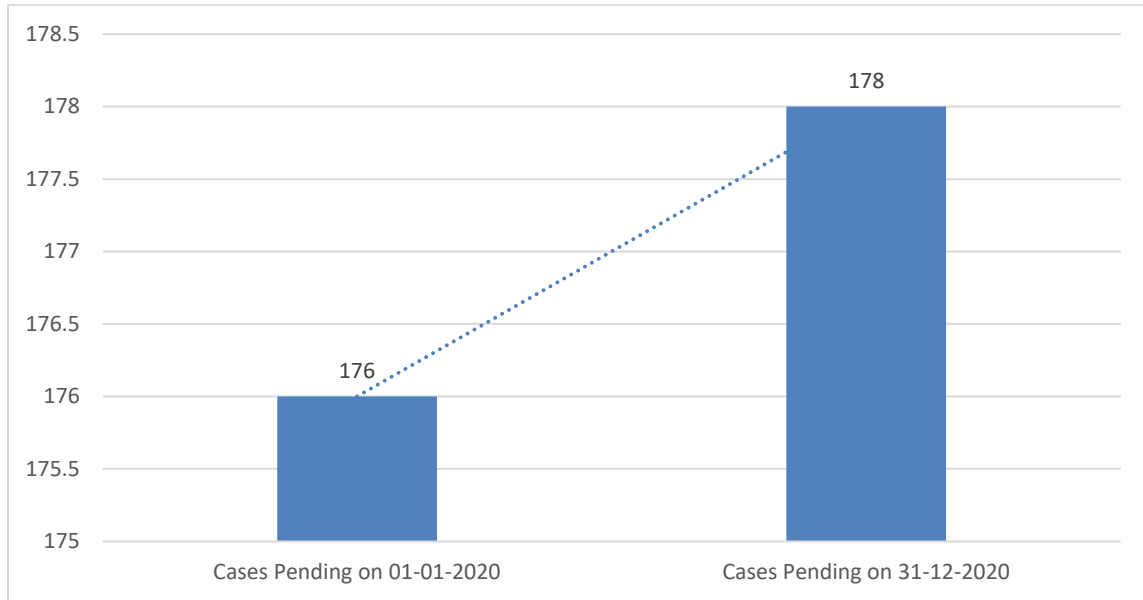


Chart illustrating a comparison between number of cases pending at beginning and end of the year 2020

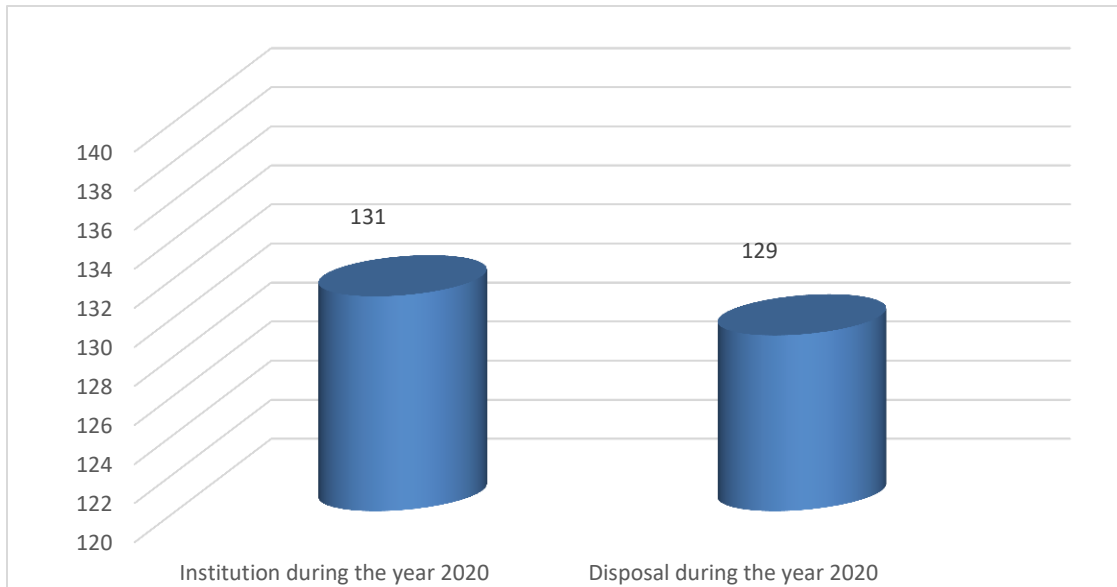


Chart illustrating a comparison between number of cases instituted and disposed of during the Year 2020

2.9 Consolidated Statement of Institution, Disposal and Balance of Cases during the year 2020

Sr. #	Categories	Pending	Institution	Disposal	Balance
1	Criminal Matters	58	100	109	49
2	Shariat Matters	118	31	20	129
Total		176	131	129	178

2.10 Bench-wise Institution, Disposal and Balance of Cases during the Year 2020

A. Principal Seat, Islamabad							
Sr. #	Categories	Pending	Institution	Received	Transferred	Disposal	Balance
1	Criminal Matters	15	29	14	6	48	4
2	Shariat Matters	117	27	-	4	13	127
Total		132	56	14	10	61	131
B. Bench Registry, Lahore							
1	Criminal Matters	6	2	-	-	7	1
2	Shariat Matters	-	-	2	-	-	2
Total		6	2	2	-	7	3
C. Bench Registry, Karachi							
1	Criminal Matters	20	40	4	7	36	21
2	Shariat Matters	1	4	2	-	7	-
Total		21	44	6	7	43	21
D. Bench Registry, Peshawar							
1	Criminal Matters	13	20	1	7	14	13
2	Shariat Matters	-	-	-	-	-	-
Total		13	20	1	7	14	13
E. Bench Registry, Quetta							
1	Criminal Matters	4	9	1	-	4	10
2	Shariat Matters	-	-	-	-	-	-
Total		4	9	1	-	4	10

2.11 Institution, Disposal and Balance of Cases in during the last 10 years

Principal Seat

Year	Pending	Institution	Received	Transferred	Disposal	Balance
2010	475	365	-	-	301	539
2011	539	216	-	-	299	456
2012	456	174	-	-	332	298
2013	298	139	-	-	184	253
2014	253	139	-	-	110	282
2015	282	96	-	-	150	228
2016	228	77	09	01	104	209
2017	209	124	25	07	105	246
2018	246	161	16	17	243	163
2019	163	103	05	11	128	132

Lahore Branch Registry

Year	Pending	Institution	Received	Transferred	Disposal	Balance
2010	806	354	-	-	202	958
2011	958	94	-	-	191	861
2012	861	78	-	-	225	714

Judicial Statistics of Pakistan, Annual Report 2020

Year	Pending	Institution	Received	Transferred	Disposal	Balance
2013	714	56	-	-	329	441
2014	441	27	-	-	53	415
2015	415	12	-	-	104	323
2016	323	24	-	-	142	205
2017	205	25	01	15	98	118
2018	118	15	01	07	63	64
2019	64	12	-	03	67	06

Karachi Branch Registry

Year	Pending	Institution	Received	Transferred	Disposal	Balance
2010	87	30	-	-	35	82
2011	82	67	-	-	57	92
2012	92	46	-	-	24	114
2013	114	47	-	-	71	90
2014	90	38	-	-	47	81
2015	81	54	-	-	55	80
2016	80	52	-	06	35	91
2017	91	35	04	01	45	84
2018	84	94	06	03	97	84
2019	84	52	09	-	124	21

Peshawar Branch Registry

Year	Pending	Institution	Received	Transferred	Disposal	Balance
2010	105	19	-	-	-	124
2011	124	23	-	-	17	130
2012	130	02	-	-	50	82
2013	82	22	-	-	20	84
2014	84	33	-	-	32	85
2015	85	15	-	-	23	77
2016	77	08	-	02	-	83
2017	83	06	01	02	21	67
2018	67	15	-	03	36	43
2019	43	33	-	01	62	13

Quetta Branch Registry

Year	Pending	Institution	Received	Transferred	Disposal	Balance
2010	192	74	-	-	125	141
2011	141	99	-	-	30	210
2012	210	87	-	-	185	112
2013	112	62	-	-	45	129
2014	129	109	-	-	87	151
2015	151	27	-	-	113	65
2016	65	17	-	-	14	68
2017	68	15	03	09	25	52
2018	52	15	10	03	53	21
2019	21	22	02	01	40	04

2.12 Age-Wise Pendency of Cases

Category of Cases	Number of cases pending on 31-12-2020 that were instituted during the year											Total Pendency
	up to 31-12-2010	2011	2012	2013	2014	2015	2016	2017	2018	2019	2020	
Criminal Matters	01	-	-	-	01	-	-	-	01	14	32	49
Shariat Mattes	88	-	-	03	02	01	05	03	03	09	15	129
Total	89	-	-	03	03	01	05	03	04	23	47	178

Lahore High Court

3 Lahore High Court, Lahore

The History of the High Court at Lahore is spread over the last hundred and fifty years. By 1830, Maharaja Ranjit Singh, the famous Sikh ruler of Punjab, consolidated the innumerable small principalities ruled by independent chieftains in the Province. The chieftains used to decide cases according to their own whims and discretions. Certain rules of customs for settlement of civil and criminal disputes through arbitrators governed the field, but they were by no means uniform or reputable. The Sadar Adalat Court (Chief Court) at Lahore was the sole Court in his realm. There were officers dealing with fiscal and military matters, but none specifically to dispense civil or criminal justice.

After the annexation of the Punjab by the Britishers a Board of Administration was created in 1849 consisting of three Members. The Board had powers of a Sadar Court (Chief Court) of Judicature and a Sadar Board of Revenue. In 1853 the Board of Administration was replaced with a Chief Commissioner, and two Principal Commissioners separately appointed for Judicial and Administrative work. The Judicial Commissioner was the Chief Judge of appeal and his Court was the final appellate Court. By the Punjab Courts Act, (XIX of 1865) inter alia, seven classes of Courts were brought into being in the Civil Jurisdiction starting from the Court of Tehsildar at the bottom to the Court of the Judicial Commissioner at the top.

In 1866, the Chief Court of the Punjab was constituted under the Chief Court Act, (IV of 1866) which was the ultimate Court of Appeal from the Civil and Criminal Courts in the province. The Chief Court was also vested with Extraordinary Original Civil Jurisdiction and Supervisory Jurisdiction over Subordinate Courts. In 1877, the Punjab Courts Act, (XIX of 1865) and the Chief Court Act (IV of 1866), were repealed by the Punjab Courts Act, (XVII of 1877), which consolidated and re-stated the law inter alia relating to the Chief Court.

After the partition, the Governor General of Pakistan fixed the strength of the Lahore High Court to six permanent Judges and one Additional Judge with effect from 28th September, 1948. During May, 1979 as a first step towards the separation of the Judiciary from the Executive and in order to fulfill the Constitutional requirement of Article 175 (3) of the Constitution of Islamic Republic of Pakistan, the Government of the Punjab placed the services of 41 Extra Assistant Commissioners under the control of the High Court. On 1st January, 1981, permanent benches of the Lahore High Court were established with immediate effect at Bahawalpur, Multan and Rawalpindi.

3.1 Composition of the Court and Appointment of Judges

The Chief Justice and Judges of the High Courts are appointed by the President of Pakistan on the recommendations of the Judicial Commission under Article 175 (A) of the Constitution. A person having not less than ten-year experience as an Advocate of High Court or who is or has served as a member of a civil service prescribed by law for the purpose and has also served for a period of not less than three years as a District Judge or who has for a period of not less than ten-year experience as a Judicial Officer in Pakistan, is eligible to be appointed as a Judge of a High Court. A Judge of a High Court holds office until attaining the age of 62 years unless he resigns or is removed from office on grounds specified in the Constitution, namely physical or mental incapability or misconduct to be determined by the Supreme Judicial Council. The total strength of Judges of the Lahore High Court including the Chief Justice is 60.

3.2 Jurisdiction

Under the Constitution, a High Court, besides appellate jurisdiction against the judgments, decisions, decrees and sentences passed by the civil and criminal courts, has original jurisdiction to issue writs of Habeas Corpus, Mandamus, Prohibition, Certiorari and Quo Warranto.

3.3 Hon'ble Judges of the Lahore High Court as on 31-12-2020

Sr. #	Name	Date of Elevation	Date of Superannuation
1.	Hon'ble Mr. Justice Muhammad Qasim Khan, Chief Justice	19.02. 2010	05. 07. 2021
2.	Hon'ble Mr. Justice Muhammad Ameer Bhatti, Senior Puisne Judge	12.05. 2011	07.03. 2024
3.	Hon'ble Mr. Justice Malik Shahzad Ahmad Khan	12.05. 2011	14.03. 2025
4.	Hon'ble Mr. Justice Shujaat Ali Khan	27. 03. 2012	22.04. 2026
5.	Hon'ble Mrs. Justice Ayesha A. Malik	27. 03. 2012	02.06. 2028
6.	Hon'ble Mr. Justice Shahid Waheed	27. 03. 2012	24.12. 2028
7.	Hon'ble Mr. Justice Ali Baqar Najafi	16.04.2012	Sep. 14, 2025
8.	Hon'ble Mr. Justice Atir Mahmood	12.04. 2013	08.03. 2021
9.	Hon'ble Mr. Justice Shahid Bilal Hassan	12.04. 2013	11.03. 2027
10.	Hon'ble Justice Miss Aalia Neelum	12.04. 2013	11.11. 2028
11.	Hon'ble Mr. Justice Abid Aziz Sheikh	12.04. 2013	Apr. 25, 2029
12.	Hon'ble Mr. Justice Muhammad Tariq Abbasi	29.10. 2013	30.03. 2021
13.	Hon'ble Mr. Justice Ch. Muhammad Masood Jahangir	29.10.2013	02.12. 2022
14.	Hon'ble Mr. Justice Sadaqat Ali Khan	29.10.2013	20.06 2029
15.	Hon'ble Mr. Justice Shams Mehmood Mirza	22.03. 2014	06.03. 2028
16.	Hon'ble Mr. Justice Syed Shahbaz Ali Rizvi	22.03. 2014	21.04. 2028
17.	Hon'ble Mr. Justice Shahid Jamil Khan	23.03.2014	29.04.2028
18.	Hon'ble Mr. Justice Faisal Zaman Khan	22.03.2014	30.07.2029
19.	Hon'ble Mr. Justice Ch. Mushtaq Ahmad	07.11.2014	06.04.2021
20.	Hon'ble Mr. Justice Masud Abid Naqvi	07.11.2014	04.07.2026
21.	Hon'ble Mr. Justice Shahid Karim	07.11.2014	19.08.2026
22.	Hon'ble Mr. Justice Mirza Viqas Rauf	07.11.2014	26.04.2028
23.	Hon'ble Mr. Justice Ch. Muhammad Iqbal	07.11.2014	31.10.2028
24.	Hon'ble Mr. Justice Sardar Ahmad Naeem	08.06.2015	30.06.2022
25.	Hon'ble Mr. Justice Raja Shahid Mehmood Abbasi	08.06.2015	24.01.2025
26.	Hon'ble Mr. Justice Shehram Sarwar Ch.	08.06.2015	23.04.2030
27.	Hon'ble Mr. Justice Muhammad Sajid Mehmood Sethi	08.06.2015	18.05.2030
28.	Hon'ble Mr. Justice Sardar Muhammad Sarfraz Dogar	08.06.2015	02.07.2030
29.	Hon'ble Mr. Justice Asjad Javaid Ghural	26.11.2016	29.04.2026
30.	Hon'ble Mr. Justice Tariq Saleem Sheikh	26.11.2016	23.06.2027
31.	Hon'ble Mr. Justice Jawad Hassan	26.11.2016	27.07.2029
32.	Hon'ble Mr. Justice Muzamil Akhtar Shabir	26.11.2016	13.01.2031
33.	Hon'ble Mr. Justice Ch. Abdul Aziz	26.11.2016	08.09.2033
34.	Hon'ble Mr. Justice Anwaarul Haq Pannun	23.10.2018	27.03.2025
35.	Hon'ble Mr. Justice Farooq Haider	23.10.2018	23.04.2030
36.	Hon'ble Mr. Justice Shakil-ur-Rehman Khan	23.10.2018	14.02.2031
37.	Hon'ble Mr. Justice Muhammad Waheed Khan	23.10.2018	27.04.2031
38.	Hon'ble Mr. Justice Rasaan Hasan Syed	23.10.2018	10.09.2032
39.	Hon'ble Mr. Justice Asim Hafeez	23.10.2018	13.09.2032
40.	Hon'ble Mr. Justice Sadiq Mahmud Khurram	23.10.2018	07.01.2035

Sanctioned Strength of Hon'ble Judges: 60

Working Strength of Hon'ble Judges: 40

3.4 Hon'ble Judges elevated to the Supreme Court of Pakistan during the year 2020

Name	Date of Elevation
Hon'ble Mr. Justice Ali Baqar Najafi	16.03.2020

3.5 Hon'ble Judges Retired during the year 2020

Name	Date of Retirement
Hon'ble Mr. Justice Mamoon Rashid Sheikh	18.03.2020
Hon'ble Mr. Justice Mujahid Mustaqeem Ahmed	24.04.2020

3.6 Statement Showing the Sanctioned and Working Strength as on 31-12-2020

Sr No.	Name of Post	Principal Seat			Rawalpindi Bench			Multan Bench			Bahawalpur Bench			Total		
		Sanctioned Strength	Working Strength	Vacant	Sanctioned Strength	Working Strength	Vacant	Sanctioned Strength	Working Strength	Vacant	Sanctioned Strength	Working Strength	Vacant	Sanctioned Strength	Working Strength	Vacant
Officers BPS-17 and above																
1	Registrar	1	1	0			0			0			0	1	1	0
2	Director (Case Management)	1		1			0			0			0	1	0	1
3	DG Directorate Dist. Judiciary	1	1	0			0			0			0	1	1	0
4	Senior Additional Registrar	1	1	0	1	1	0	1	1	0	1	1	0	4	4	0
5	D&SJ HR-DJ	1	1	0			0			0			0	1	1	0
6	Secretary to H.C.J	1	1	0			0			0			0	1	1	0
7	Additional Registrar	17	17	0	1	1	0	1	1	0	1	1	0	20	20	0
8	Senior Research Officer	1	1	0			0			0			0	1	1	0
9	Director (OPC)	1	1	0			0			0			0	1	1	0
10	Private Secretary to HCJ	2	2	0			0			0			0	2	2	0
11	Court Associate to H.C.J	1	1	0			0			0			0	1	1	0
12	Secretary OPC	1	1	0			0			0			0	1	1	0
13	Officer on Special Duty	1	0	1			0	2	2	0	1	1	0	4	3	1
14	Research Officer	9	9	0	2	1	1	2	2	0	2	2	0	15	14	1
15	Deputy Registrar	32	31	1	2	1	1	3	2	1	2	2	0	39	36	3
16	Research & Ref. Officer	1		1			0			0			0	1	0	1
17	Deputy Dir. (Case Mgmt.)	2	2	0			0			0			0	2	2	0
18	Private Secretary	62	54	8	1	0	1	4	0	4	1		1	68	54	14
19	Court Associate	60	47	13	3	0	3	5	0	5	2	2	0	70	49	21
20	Protocol Officer			0	1	1	0			0			0	1	1	0
21	Assistant Registrar	66	55	11	10	8	2	11	6	5	5	5	0	92	74	18
22	Staff Officer to Registrar	1	1	0			0			0			0	1	1	0
23	Librarian	1	1	0			0	1	1	0			0	2	2	0
24	Treasury Officer	1	1	0			0			0			0	1	1	0
25	Audit Officer	1	1	0			0	1	1	0	1	1	0	3	3	0

Judicial Statistics of Pakistan, Annual Report 2020

Sr No.	Name of Post	Principal Seat			Rawalpindi Bench			Multan Bench			Bahawalpur Bench			Total		
		Sanctioned Strength	Working Strength	Vacant	Sanctioned Strength	Working Strength	Vacant	Sanctioned Strength	Working Strength	Vacant	Sanctioned Strength	Working Strength	Vacant	Sanctioned Strength	Working Strength	Vacant
26	Personal Assistant to HCJ	2	2	0			0			0			0	2	2	0
27	Accounts Officer	1	1	0			0			0			0	1	1	0
28	Personal Assistants	170	127	43	4	2	2	6	3	3	2	1	1	182	133	49
29	Accounts Officer	0		0	0	0	0	1	1	0	0	0	0	1	1	0
30	Assistant Librarian	2	1	1	1	1	0	1	0	1	1	0	1	5	2	3
31	Stenographers	38	14	24	2		2	6	2	4	3	1	2	49	17	32
32	Accountant	4	3	1			0			0			0	4	3	1
33	Supervisor (I.T)	3	2	1	1	1	0	2	1	1	1	1	0	7	5	2
34	Assistant Manager	1		1			0			0			0	1	0	1
35	Admn. Office Coordinator	129	105	24	19	17	2	25	23	2	18	16	2	191	161	30
36	Assistants (I.T)	12	5	7			0			0			0	12	5	7
37	Caretaker	4	1	3	4	1	3	2	0	2	2	2	0	12	4	8
38	Library Assistant	2	2	0			0	0		0			0	2	2	0
39	Assistant Protocol Officer	3		3	2	1	1	1		1	1		1	7	1	6
40	Software Techn. Writer	2	1	1			0			0			0	2	1	1
41	Server Technician	2	2	0			0			0			0	2	2	0
42	Hardware Technician	8	4	4			0	1	1	0			0	9	5	4
43	Khateeb	1	1	0			0			0			0	1	1	0
44	Cashier	0	0	0		0	0	1	1	0		0	0	1	1	0
45	Network Technician	7	4	3			0	1	1	0			0	8	5	3
46	Technical Advisor	1	0	1			0			0			0	1	0	1
47	Garage Supervisor	1	1	0	0	0	0	0	0	0	0	0	0	1	1	0
48	Senior Office Coordinator	167	166	1	19	21	-2	16	14	2	9	10	-1	211	211	0
Total		826	672	154	73	57	16	94	63	31	53	46	7	1,046	838	208
Officials upto BPS-16																
49	Computer Operator	5	5	0	0	0	0	3	3	0	1	1	0	9	9	0
50	Senior Auditor	11	9	2	0	0	0	1	1	0	0	0	0	12	10	2
51	Data Entry Operator	151	96	55	8	4	4	1	1	0	3	3	0	163	104	59

Judicial Statistics of Pakistan, Annual Report 2020

Sr No.	Name of Post	Principal Seat			Rawalpindi Bench			Multan Bench			Bahawalpur Bench			Total		
		Sanctioned Strength	Working Strength	Vacant	Sanctioned Strength	Working Strength	Vacant	Sanctioned Strength	Working Strength	Vacant	Sanctioned Strength	Working Strength	Vacant	Sanctioned Strength	Working Strength	Vacant
52	Cashier			0	1	1	0			0			0	1	1	0
53	DEO to HCJ	1	1	0			0			0			0	1	1	0
54	Office Coordinator	345	264	81	64	31	33	52	28	24	42	27	15	503	350	153
55	Telephone Operator	8	9	-1	4	3	1			0			0	12	12	0
56	Multi Media Operator	4	1	3			0			0			0	4	1	3
57	Web Associate	2	2	0			0			0			0	2	2	0
58	Network Associate	8	3	5	1		1			0			0	9	3	6
59	Software Associate	3		3			0			0			0	3	0	3
60	Graphic Designer	4	2	2			0			0			0	4	2	2
61	Key Puch Operator	1	1	0	1	1	0	2	2	0			0	4	4	0
62	Composer (Urdu/English)	4		4			0			0			0	4	0	4
63	Hardware Associate	8	0	8	1		1			0	1		1	10	0	10
64	Telephone Technician	4	2	2			0			0			0	4	2	2
65	Imam Masjid	1	1	0	1	1	0	1	1	0	1	1	0	4	4	0
66	Junior Auditor	16	12	4			0			0			0	16	12	4
67	Proof Reader	2	2	0			0			0			0	2	2	0
68	Electrician (Network)	4		4			0			0			0	4	0	4
69	Sub Engineer	2	2	0			0			0			0	2	2	0
70	Store Keeper	6	6	0	1	1	0			0			0	7	7	0
71	Court Attendant to HCJ	2	0	2	0	0	0	0	0	0	0	0	0	2	0	2
72	Driver to HCJ	3	0	3	0	0	0	0	0	0	0	0	0	3	0	3
73	Library Attendant to HCJ	1	0	1	0	0	0	0	0	0	0	0	0	1	0	1
74	Office Attendant to HCJ	2	0	2	0	0	0	0	0	0	0	0	0	2	0	2
75	Ac Mechanic	2	2	0	0	0	0	0	0	0	0	0	0	2	2	0
76	Auto Electrician	2	2	0	0	0	0	0	0	0	0	0	0	2	2	0
77	Bearer/Dish Washer	2	2	0	0	0	0	0	0	0	0	0	0	2	2	0
78	Bearer/Service	5	5	0	0	0	0	0	0	0	0	0	0	5	5	0
79	Bearer/Waiter	11	11	0	19	19	0	12	12	0	9	9	0	51	51	0

Judicial Statistics of Pakistan, Annual Report 2020

Sr No.	Name of Post	Principal Seat			Rawalpindi Bench			Multan Bench			Bahawalpur Bench			Total		
		Sanctioned Strength	Working Strength	Vacant	Sanctioned Strength	Working Strength	Vacant	Sanctioned Strength	Working Strength	Vacant	Sanctioned Strength	Working Strength	Vacant	Sanctioned Strength	Working Strength	Vacant
80	Book Binder	3	3	0	1	1	0	0	0	0	1	1	0	5	5	0
81	Calligraphist	2	1	1	0	0	0	0	0	0	0	0	0	2	1	1
82	Chowkidar/Watchman	9	9	0	11	11	0	4	4	0	8	7	1	32	31	1
83	Cook	20	20	0	26	22	4	17	12	5	9	7	2	72	61	11
84	Cook Tandoorchi	2	2	0	0	0	0	0	0	0	0	0	0	2	2	0
85	Court Attendant	106	105	1	8	8	0	7	7	0	5	5	0	126	125	1
86	Denter-cum-painter	1	1	0	0	0	0	0	0	0	0	0	0	1	1	0
87	Driver	113	101	12	11	11	0	18	17	1	7	6	1	149	135	14
88	Duplicating Mach. Oper.	1	1	0	0	0	0	0	0	0	0	0	0	1	1	0
89	Dusting Coolie	8	8	0	9	9	0	5	5	0	2	2	0	24	24	0
90	Electrician	3	3	0	0	0	0	0	0	0	0	0	0	3	3	0
91	Farashman/Frash	22	21	1	7	7	0	10	9	1	0	0	0	39	37	2
92	Fireman	4	4	0	0	0	0	0	0	0	0	0	0	4	4	0
93	Generator Mechanic	1	1	0	0	0	0	0	0	0	0	0	0	1	1	0
94	Generator Operator	3	3	0	0	0	0	0	0	0	0	0	0	3	3	0
95	Helper	4	4	0	0	0	0	0	0	0	0	0	0	4	4	0
96	Helper Cook	3	3	0	0	0	0	0	0	0	0	0	0	3	3	0
97	Helper Tandoorchi	2	2	0	0	0	0	0	0	0	0	0	0	2	2	0
98	Library Attendant	121	120	1	21	21	0	13	13	0	7	6	1	162	160	2
99	Mali (Head Mali)	1	1	0	1	1	0	0	0	0	0	0	0	2	2	0
100	Mali(incl. Baildar & Usher)	24	24	0	20	19	1	10	9	1	18	19	-1	72	71	1
101	Masjid (Khadim-e-Masjid)	1	1	0	0	0	0	0	0	0	0	0	0	1	1	0
102	Masjid (Moazzin)	1	1	0	1	1	0	1	1	0	1	1	0	4	4	0
103	Mechanic	3	2	1	0	0	0	0	0	0	0	0	0	3	2	1
104	Mechanic (Auto)	0	0	0	1	1	0	1	1	0	0	0	0	2	2	0
105	Office Attendant	316	295	21	29	26	3	32	31	1	12	12	0	389	364	25
106	Photostate MachOper.	0	0	0	3	2	1	0	0	0	1	0	1	4	2	2
107	Record Lifter	0	0	0	0	0	0	0	0	0	2	2	0	2	2	0

Judicial Statistics of Pakistan, Annual Report 2020

Sr No.	Name of Post	Principal Seat			Rawalpindi Bench			Multan Bench			Bahawalpur Bench			Total		
		Sanctioned Strength	Working Strength	Vacant	Sanctioned Strength	Working Strength	Vacant	Sanctioned Strength	Working Strength	Vacant	Sanctioned Strength	Working Strength	Vacant	Sanctioned Strength	Working Strength	Vacant
108	Sweeper/Sanitary Worker	58	58	0	29	26	3	13	13	0	13	11	2	113	108	5
109	Technical Operator	3	3	0	0	0	0	0	0	0	0	0	0	3	3	0
110	Technician	1	1	0	0	0	0	0	0	0	0	0	0	1	1	0
111	Washer Man	3	3	0	3	3	0	0	0	0	0	0	0	6	6	0
112	Waterman	5	5	0	1	1	0	2	2	0	2	2	0	10	10	0
Total		1,464	1,246	218	283	231	52	205	172	33	145	122	23	2,097	1,771	326

3.7 Statement of complaints and penalties during the year 2020

Complaints		Officers (High Court)	Officials (High Court)	Judicial Officers	Staff (District Judiciary)	Total
1.	Total Complaints Received	35	91	984	1852	2692
2.	Total Complaints Disposed of	12	44	858	1285	2199
3.	Under Process	23	47	126	567	763

Penalties		Officers (High Court)	Officials (High Court)	Judicial Officers	Staff (District Judiciary)	Total
A: Major Punishment						
i	Dismissal from Service	-	-	1	19	20
ii	Removal from Service	-	-	0	13	13
iii	Compulsory Retirement	-	-	0	3	3
iv	Reduction to Lower Stage	-	-	0	8	8
v	Reduction to Lower Post	-	-	0	3	3
TOTAL		-	-	1	46	47
B: Minor Punishment						
i	Stoppage of Increment	-	1	-	105	106
ii	Withholding Promotion	-	-	-	2	2
iii	Censure/Warning	2	26	-	242	270
TOTAL		2	27	-	349	378
C: Other administrative actions (transfer, suspension, supersession etc.)						
Aqib Nadeem, Office Attendant was placed under Suspension on 25.03.2019 and is still under suspension.						
D: Details of cases against officers/officials referred to police, fia etc.						
Nil						

3.8 Budget Allocation for the financial year 2020-21

Sr. #	Particulars	Budget 2020-21 (Rs.)
High Court		
1	Principal Seat, Lahore	4802617000
2	Rawalpindi Bench	377064000
3	Multan Bench	320017000
4	Bahawalpur Bench	5730794000
Total		
District Judiciary		
1	Sessions Courts	7689258000
2	Civil Courts	11940998000
Total		19630256000

3.9 Chart illustrating Institution, Disposal and Balance of Cases during the year 2020

Pending	Institution	Disposal	Balance
181,999	124,352	118,175	188,176

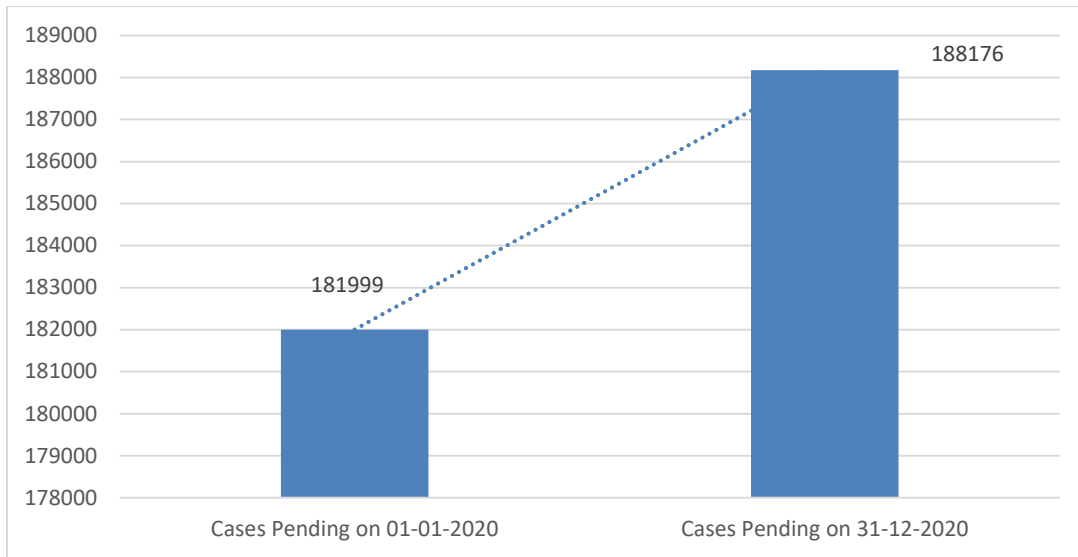


Chart illustrating a comparison between number of cases pending at beginning and end of the year 2020

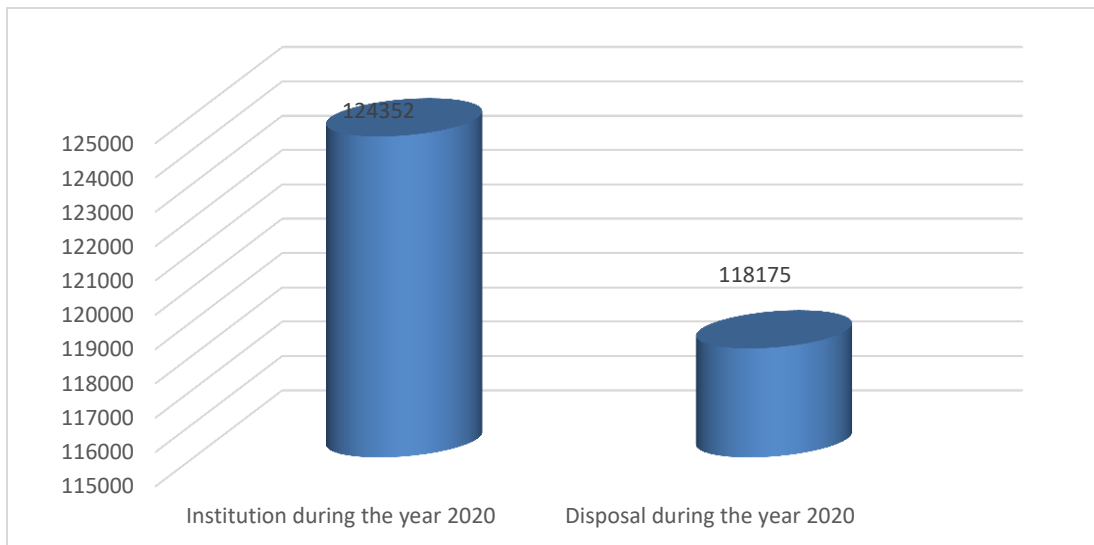


Chart illustrating a comparison between number of cases instituted and disposed of during the Year 2020

3.10 Consolidated Statement of Institution, Disposal and Balance of cases during the year 2020

Sr. #	Name of Principal Seat and Benches	Pending	Institution	Disposal	Balance
1.	Principal Seat, Lahore	108,830	69,625	65,946	112,509
2.	Rawalpindi Bench	19,438	15,078	16,991	17,525
3.	Multan Bench	40,091	31,284	27,168	44,207
4.	Bahawalpur Bench	13,640	8,365	8,070	13,935
Total:		181,999	124,352	118,175	188,176

3.11 Category-wise Institution, Disposal and Balance of Cases in the Lahore High Court during the Year 2020

Case Category	Principal Seat				Bahawalpur Bench				Multan Bench				Rawalpindi Bench				Total			
	Pending	Institution	Disposal	Balance	Pending	Institution	Disposal	Balance	Pending	Institution	Disposal	Balance	Pending	Institution	Disposal	Balance	Pending	Institution	Disposal	Balance
C.O.	217	12	3	226		0	0	0	19	0	0	19	16			16	252	12	3	261
C.O.S(B)	666	107	58	715	7	0	0	7	14	28	6	36	5		1	4	692	135	65	762
C.R.	14,875	2,696	2,576	14995	4,648	569	452	4765	8,653	1,147	1022	8778	4,477	545	326	4696	32653	4957	4376	33234
C.S.R.	35	20	19	36	14	0	1	13	16	3	1	18	13	12	9	16	78	35	30	83
C.T.R.	22	0	8	14		0		0		0	0	0	0			0	22	0	8	14
Commercial Appeal	103	8	12	99		0		0		0	0	0	1			1	104	8	12	100
CrI. Appeal	15,226	2,323	2,008	15541	2,459	327	693	2093	4,871	684	541	5014	1,974	765	1,164	1575	24530	4099	4406	24223
CrI. Misc.	3,357	22,437	21,251	4543	418	4,228	4203	443	1,313	8425	8,007	1731	138	2,686	2,550	274	5226	37776	36011	6991
CrI. Misc.(Q)	14	38	11	41	11	24	20	15	3	3	2	4				0	28	65	33	60
CrI. Original	4,403	2,925	1,939	5389	916	850	1,310	456	1,575	1,650	1,085	2140	235	250	224	261	7129	5675	4558	8246
CrI. Revision	4,775	801	1039	4537	614	109	210	513	1,249	248	225	1272	211	168	191	188	6849	1326	1665	6510
Cross Objection	25	8	2	31	3	0	1	2	8	1	0	9	11			11	47	9	3	53
Custom Apl.	23	1	13	11			0	0		0	0	0				0	23	1	13	11
E.F.A.	427	119	124	422	31	11	8	34	12	1	2	11	13	5	3	15	483	136	137	482
E.S.A.	6	0	0	6			0	0		0	0	0				0	6	0	0	6

Judicial Statistics of Pakistan, Annual Report 2020

Case Category	Principal Seat				Bahawalpur Bench				Multan Bench				Rawalpindi Bench				Total			
	Pending	Institution	Disposal	Balance	Pending	Institution	Disposal	Balance	Pending	Institution	Disposal	Balance	Pending	Institution	Disposal	Balance	Pending	Institution	Disposal	Balance
E.T.R.	81	8	11	78			0	0		0	0	0				0	81	8	11	78
Env. Appeal	0	0	0	0			0	0		0	0	0				0	0	0	0	0
Ex. A. (Banking)	124	29	35	118			0	0	24	3	1	26	3			3	151	32	36	147
F.A.O.	1,498	275	505	1268	256	27	57	226	545	62	83	524	368	145	76	437	2667	509	721	2455
I.C.A.	4,591	1,592	1,208	4975	154	109	169	94	242	397	214	425	174	93	129	138	5161	2191	1720	5632
I.T.A. W.T.A.	40	0	12	28			0	0		0	0	0	1			1	41	0	12	29
I.T.R.	1,149	287	75	1361		1	0	1	1	0	0	1	91	22	11	102	1241	310	86	1465
Murder Ref.	590	143	299	434	134	15	15	134	531	55	36	550	208	116	122	202	1463	329	472	1320
Others	482	850	693	639	12	0	7	5	26	27	29	24	4	1	2	3	524	878	731	671
P.S.L.A.	1,798	230	136	1892	252	37	115	174	614	86	51	649	25	25	24	26	2689	378	326	2741
Petition Cooperative	91	29	58	62		0	0	0		0	0	0	3	1	1	3	94	30	59	65
R.A.	221	106	63	264	27	9	8	28	49	22	26	45	43	21	21	43	340	158	118	380
R.F.A.	3,825	605	709	3721	816	103	41	878	1,205	165	81	1289	712	77	48	741	6558	950	879	6629
R.S.A.	1,074	55	147	982	254	4	9	249	1,010	11	53	968	56	7	2	61	2394	77	211	2260
S.A.O.	219	2	9	212	4	0	0	4	11	1	1	11	2	1		3	236	4	10	230

Judicial Statistics of Pakistan, Annual Report 2020

Case Category	Principal Seat				Bahawalpur Bench				Multan Bench				Rawalpindi Bench				Total			
	Pending	Institution	Disposal	Balance	Pending	Institution	Disposal	Balance	Pending	Institution	Disposal	Balance	Pending	Institution	Disposal	Balance	Pending	Institution	Disposal	Balance
S.T.A. S.T.R.	1,261	238	228	1271	1	0	1	0	19	13	7	25	79	26	71	34	1360	277	307	1330
T.A.	371	546	422	495	25	71	73	23	87	180	159	108	15	36	35	16	498	833	689	642
Tax Reference	1,508	24	1	1531	14	0	0	14	52	17	12	57				0	1574	41	13	1602
W.P. (Settlement)	499	285	269	515	16	6	4	18	100	16	16	100	28	12	7	33	643	319	296	666
Writ Petition	44,221	32,772	31,960	45033	8,268	8,566	9,580	7254	17,721	17,982	15,459	20244	4,707	3,345	3,044	5008	74917	62665	60043	77539
Misc. (Service/ Labour App. etc.)	1,013	54	43	1024	84	12	14	82	121	57	49	129	27	6	9	24	1245	129	115	1259
Grand Total	108,830	69,625	65,946	112,509	19,438	15,078	16,991	17,525	40,091	31,284	27,168	44,207	13,640	8,365	8,070	13,935	181,999	124,352	118,175	188,176

3.12 Statement of Appeals/References arising out of Death Sentences during the year 2020

Sr. #	Bench Name	Pending	Institution	Transferred		Disposal	Balance
				In	Out		
1.	Principal seat	1072	137	133	0	141	1201
2.	Bahawalpur	112	24	0	13	1	122
3.	Multan	344	57	0	30	14	357
4.	Rawalpindi	314	62	0	31	118	227
Total		1842	280	133	74	274	1907

3.13 Statement of Appeals arising out of Sentences of Life Imprisonment during the year 2020

Sr. #	Bench Name	Pending	Institution	Transferred		Disposal	Balance
				In	Out		
1.	Principal seat,	1987	238	359	0	260	2324
2.	Bahawalpur	191	25	0	12	11	193
3.	Multan	387	79	0	29	14	423
4.	Rawalpindi	251	47	0	101	63	134
Total		2816	389	359	142	348	3074

3.14 Statement of Appeals arising out of Sentences of Seven Years and above but below Life Imprisonment during the year 2020

Sr. #	Bench Name	Pending	Institution	Transferred		Disposal	Balance
				In	Out		
1.	Principal seat	420	55	0	19	32	424
2.	Bahawalpur	108	26	0	26	6	102
3.	Multan	34	1	0	31	0	4
4.	Rawalpindi	82	11	0	41	12	40
Total		644	93	0	117	50	570

3.15 Institution, Disposal and Balance of Cases during the last 10 years

Year	Pending	Institution	Disposal	Balance
------	---------	-------------	----------	---------

Consolidated Statement – High Court & Its Branch Registries

2010	93,115	120,795	100,701	113,209
2011	113,209	125,590	102,077	130,385
2012	130,385	147,690	122,248	155,827
2013	155,827	133,548	116,338	173,037
2014	173,037	144,422	152,776	164,683
2015	164,683	149,517	162,435	151,765
2016	151,765	144,529	131,251	140,837
2017	140,837	159,320	152,615	147,542
2018	147,542	149,728	131,113	166,157
2019	166,157	142,344	126,502	181,999

Judicial Statistics of Pakistan, Annual Report 2020

Year	Pending	Institution	Disposal	Balance
------	---------	-------------	----------	---------

Principal Seat, Lahore

2010	50,613	70,134	58,058	62,689
2011	62,689	69,843	59,225	73,307
2012	73,307	83,941	70,079	87,169
2013	87,169	77,337	58,335	106,171
2014	106,171	78,657	86,751	98,077
2015	98,077	87,258	96,010	97,111
2016	97,111	84,632	86,068	79,802
2017	79,802	97,900	88,494	89,208
2018	89,208	82,452	72,774	98,886
2019	98,886	79,575	69,631	108,830

Rawalpindi - Bench Registry

2010	10,903	12,447	8,765	14,585
2011	14,585	9,532	7,770	10,010
2012	10,010	12,962	9,523	13,449
2013	13,449	9,523	9,057	13,915
2014	13,915	12,966	13,130	13,751
2015	13,751	9,630	9,903	12,521
2016	12,521	9,953	9,042	11,765
2017	11,765	11,178	9,773	13,170
2018	13,170	11,481	11,221	13,430
2019	13,430	9,449	9,239	13,640

Multan - Bench Registry

2010	20,224	27,164	22,216	25,172
2011	25,172	29,395	21,907	32,660
2012	32,660	35,417	27,060	41,017
2013	41,017	30,480	33,488	38,009
2014	38,009	34,343	31,537	40,815
2015	40,815	35,450	39,503	30,994
2016	30,994	33,446	24,116	35,876
2017	35,876	32,067	36,259	31,684
2018	31,684	35,820	30,875	36,629
2019	36,629	35,737	32,275	40,091

Bahawalpur - Bench Registry

2010	11,375	11,050	11,662	10,763
2011	10,763	16,820	13,175	14,408
2012	14,408	15,370	15,586	14,192
2013	14,192	16,208	15,458	14,942
2014	14,942	18,456	21,358	12,040
2015	12,040	17,179	17,019	11,139
2016	11,139	16,498	12,025	13,394
2017	13,394	18,175	18,089	13,480
2018	13,480	19,975	16,243	17,212
2019	17,212	17,583	15,357	19,438

3.16 Age-Wise Pendency of Cases

Case Type	Number of cases pending that were instituted during the year											Total Pendency
	Up to 31-12-2010	2011	2012	2013	2014	2015	2016	2017	2018	2019	2020	
Criminal Cases	503	516	755	870	1,528	2,105	3,558	5,777	6,264	8,989	11,260	42,125
Civil Cases	3,152	2,512	3,375	4,182	6,635	8,990	12,784	18,323	23,974	31,101	31,023	146,051
Total	3,655	3,028	4,130	5,052	8,163	11,095	16,342	24,100	30,238	40,090	42,283	188,176

**District Judiciary
Punjab**

3.17 District-wise Sanctioned and Working Strength of Judicial Officers in Punjab Province as on 31-12-2020

Districts	District & Sessions Judges			Additional District & Sessions Judges			Senior Civil Judges			Sr. Civil Judge /Judicial Magistrate /Family Judges			Total		
	Sanctioned Strength	Working Strength	Vacant Posts	Sanctioned Strength	Working Strength	Vacant Posts	Sanctioned Strength	Working Strength	Vacant Posts	Sanctioned Strength	Working Strength	Vacant Posts	Sanctioned Strength	Working Strength	Vacant Posts
Attock	1	1	0	9	8	1	3	3	0	18	17	1	31	29	2
Bahawalnagar	1	1	0	12	10	2	3	2	1	45	22	23	61	35	26
Bahawalpur	1	1	0	16	13	3	3	3	0	52	25	27	72	42	30
Bhakkar	1	1	0	7	4	3	3	3	0	20	11	9	31	19	12
Chakwal	1	1	0	9	7	2	3	3	0	18	15	3	31	26	5
Chiniot	1	1	0	10	5	5	3	3	0	20	9	11	34	18	16
D.G.Khan	1	1	0	7	6	1	3	3	0	28	13	15	39	23	16
Faisalabad	1	1	0	50	37	13	3	3	0	112	67	45	166	108	58
Gujranwala	1	1	0	25	21	4	3	3	0	71	43	28	100	68	32
Gujrat	1	1	0	12	11	1	3	3	0	35	24	11	51	39	12
Hafizabad	1	1	0	7	6	1	3	3	0	16	13	3	27	23	4
Jhang	1	1	0	20	10	10	3	3	0	43	17	26	67	31	36
Jhelum	1	1	0	6	5	1	3	3	0	14	14	0	24	23	1
Kasur	1	1	0	17	17	0	3	3	0	47	44	3	68	65	3
Khanewal	1	1	0	14	10	4	3	3	0	40	17	23	58	31	27
Khushab	1	1	0	5	5	0	3	3	0	12	11	1	21	20	1
Lahore	1	1	0	102	86	16	4	4	0	263	171	92	370	262	108
Layyah	1	1	0	7	6	1	3	2	1	17	10	7	28	19	9
Lodhran	1	1	0	8	6	2	3	3	0	21	13	8	33	23	10
MandiBhaudin	1	1	0	9	8	1	3	3	0	22	13	9	35	25	10
Mianwali	1	1	0	9	7	2	3	3	0	17	12	5	30	23	7
Multan	1	1	0	25	21	4	3	3	0	91	44	47	120	69	51

Judicial Statistics of Pakistan, Annual Report 2020

Districts	District & Sessions Judges			Additional District & Sessions Judges			Senior Civil Judges			Sr. Civil Judge /Judicial Magistrate /Family Judges			Total		
	Sanctioned Strength	Working Strength	Vacant Posts	Sanctioned Strength	Working Strength	Vacant Posts	Sanctioned Strength	Working Strength	Vacant Posts	Sanctioned Strength	Working Strength	Vacant Posts	Sanctioned Strength	Working Strength	Vacant Posts
Muzaffargarh	1	1	0	18	13	5	3	2	1	54	24	30	76	40	36
Nankana Sahib	1	1	0	9	8	1	3	2	1	26	13	13	39	24	15
Narowal	1	1	0	6	6	0	3	2	1	22	16	6	32	25	7
Okara	1	1	0	20	19	1	3	3	0	49	28	21	73	51	22
Pakpattan	1	1	0	10	8	2	3	3	0	28	12	16	42	24	18
R. Y. Khan	1	1	0	18	12	6	3	3	0	58	25	33	80	41	39
Rajanpur	1	1	0	7	6	1	3	2	1	16	7	9	27	16	11
Rawalpindi	1	1	0	29	28	1	3	3	0	75	60	15	108	92	16
Sahiwal	1	1	0	19	10	9	3	3	0	43	16	27	66	30	36
Sargodha	1	1	0	18	18	0	3	3	0	51	35	16	73	57	16
Sheikhupura	1	1	0	19	17	2	3	3	0	45	31	14	68	52	16
Sialkot	1	1	0	19	16	3	3	3	0	50	30	20	73	50	23
T.T.Singh	1	1	0	11	9	2	3	3	0	24	16	8	39	29	10
Vehari	1	1	0	17	13	4	3	3	0	50	25	25	71	42	29
Total	36	36	0	606	492	114	109	103	6	1613	963	650	2364	1594	770

3.18 Chart Illustrating Institution, Disposal and Balance of Cases during the year 2020

Pending	Institution	Disposal	Balance
1,108,461	2,235,122	2,051,818	1,362,423

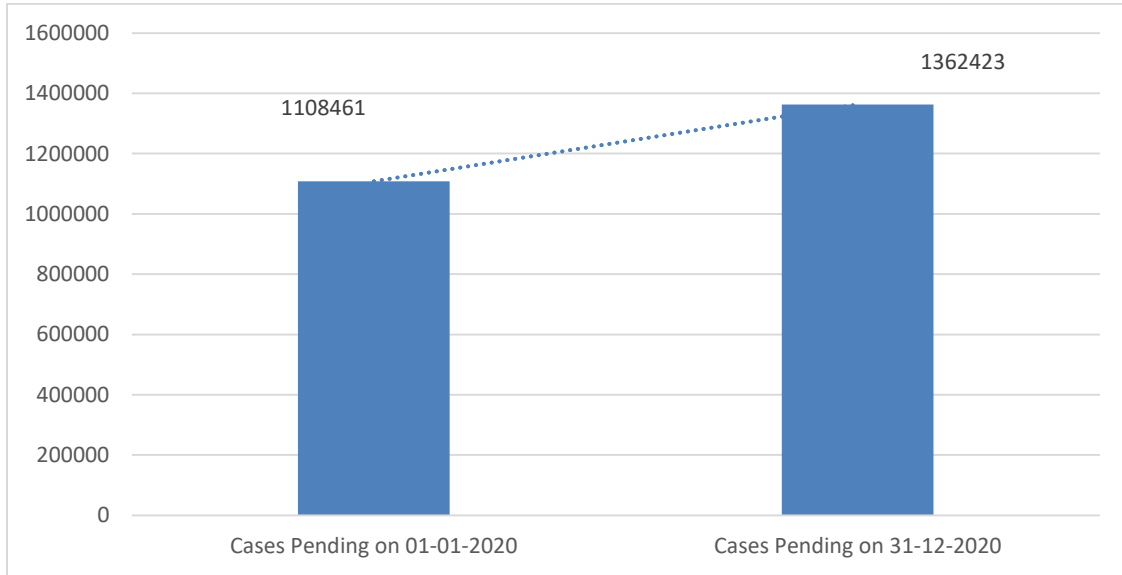


Chart illustrating a comparison between number of cases pending at beginning and end of the year 2020

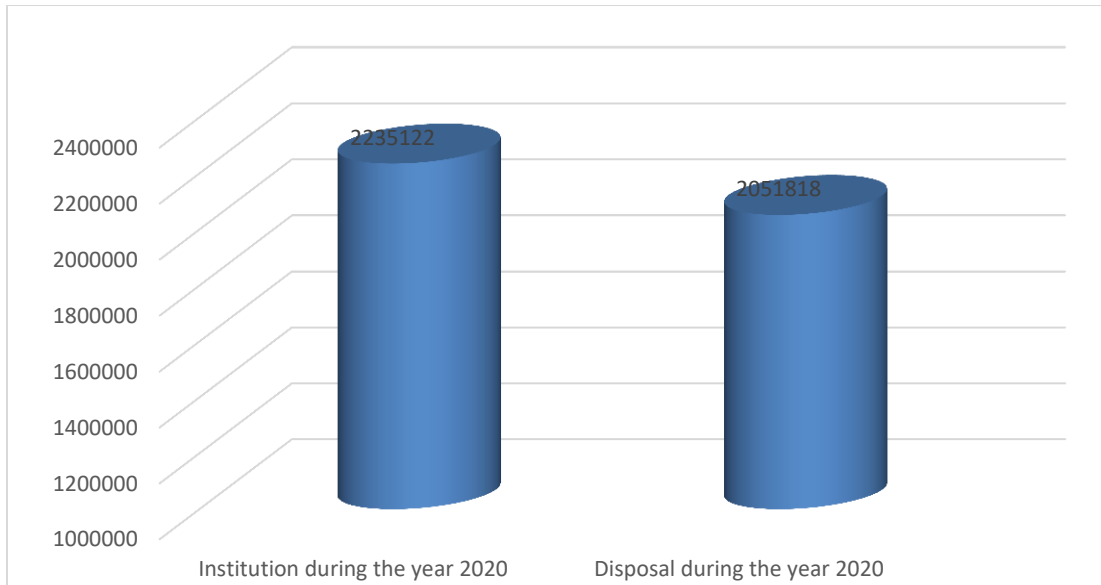


Chart illustrating a comparison between number of cases instituted and disposed of during the Year 2020

3.19 District-wise statement of Cases in Civil Courts during the year 2020

Sr. No.	District	Pendency	Institution	Transferred		Disposal	Balance
				In	Out		
1	Attock	12809	22529	9527	9530	15856	19479
2	Bahawalnagar	23108	45302	26706	24321	46299	24496
3	Bahawalpur	25946	52427	25442	22151	44927	36737
4	Bhakkar	11108	16971	6637	6655	13269	14792
5	Chakwal	12779	15754	9501	9501	13543	14990
6	Chiniot	8685	23872	12055	10300	21454	12858
7	Dera Ghazi Khan	14024	25722	15701	14880	20764	19803
8	Faisalabad	71504	102558	57957	45022	92857	94140
9	Gujranwala	44069	67518	57580	57580	61852	49735
10	Gujrat	17100	27918	20333	19296	23180	22875
11	Hafizabad	8667	17316	7273	6970	15093	11193
12	Jhang	19692	32510	10786	7624	27380	27984
13	Jhelum	11750	15793	5334	5325	12875	14677
14	Kasur	55945	68403	54468	54472	53145	71199
15	Khanewal	17159	35795	25691	23841	32292	22512
16	Khushab	9208	16465	10120	9982	15838	9973
17	Lahore	195545	219287	122225	121808	184682	230567
18	Layyah	9061	20138	12378	11537	17943	12097
19	Lodhran	11219	23993	11538	11798	22304	12648
20	Mandi Bahaudin	10115	22385	13770	12977	18225	15068
21	Mianwali	9284	17274	9340	7260	16969	11669
22	Multan	53248	67975	48898	37379	62363	70379
23	Muzaffargarh	23338	46938	21354	21352	40730	29548
24	Nankana Sahib	10517	19704	17115	16030	16717	14589
25	Narowal	13739	22615	10459	10453	17093	19267
26	Okara	23965	53250	23652	20662	49042	31163
27	Pakpattan Sharif	10443	37105	10333	10282	30641	16958
28	Rahim Yar Khan	32154	48761	35481	35592	41419	39385
29	Rajanpur	6060	19850	3285	3276	17051	8868
30	Rawalpindi	54282	83393	37405	35838	77786	61456
31	Sahiwal	17373	29918	20306	20254	25856	21487
32	Sargodha	31235	43876	28382	28385	41356	33752
33	Sheikhupura	28302	40665	35378	31410	38242	34693
34	Sialkot	29043	46770	51956	48213	38428	41128
35	Toba Tek Singh	14774	30359	8346	8113	24586	20780
36	Vehari	28380	43328	19345	19709	37986	33358
Grand Total		975630	1524437	896057	839778	1330043	1226303

3.20 District-wise statement of Civil Cases in Civil Courts in during the year 2020

Sr. No.	District	Previous	Institution	Transferred		Disposal	Balance
				In	Out		
1	Attock	10285	14542	8612	8609	9273	15557
2	Bahawalnagar	16415	30010	19048	17494	30859	17120
3	Bahawalpur	21128	29021	19921	17324	26054	26692
4	Bhakkar	8854	11016	5663	5684	8823	11026

Judicial Statistics of Pakistan, Annual Report 2020

Sr. No.	District	Previous	Institution	Transferred		Disposal	Balance
				In	Out		
5	Chakwal	10697	11553	7941	7941	10090	12160
6	Chiniot	6648	12338	8167	6742	11603	8808
7	Dera Ghazi Khan	10546	14594	13369	12533	12341	13635
8	Faisalabad	49493	57362	19474	19410	52603	54316
9	Gujranwala	33376	33880	39687	39417	33970	33556
10	Gujrat	14218	18693	16904	15848	15739	18228
11	Hafizabad	6118	10394	4492	4528	8825	7651
12	Jhang	15732	18190	8134	6703	15257	20096
13	Jhelum	9650	11216	5040	5030	9496	11380
14	Kasur	44396	49233	40646	40650	38349	55276
15	Khanewal	13457	22435	19120	18116	19946	16950
16	Khushab	7213	8815	6621	6532	8895	7222
17	Lahore	156417	126652	96957	98908	114059	167059
18	Layyah	7521	10268	8351	7903	9155	9082
19	Lodhran	8432	13533	7497	7925	12740	8797
20	Mandi Bahaudin	7860	14484	10078	9302	12150	10970
21	Mianwali	7056	7576	6421	5431	7598	8024
22	Multan	41879	44425	36182	28091	39001	55394
23	Muzaffargarh	18032	27981	15885	15801	23795	22302
24	Nankana Sahib	7709	12320	12239	11707	11044	9517
25	Narowal	11417	12673	9015	9009	9819	14277
26	Okara	17060	29418	20896	18051	27286	22037
27	Pakpattan Sharif	8534	17572	5332	5456	14036	11946
28	Rahim Yar Khan	23276	28047	24464	24227	23723	27837
29	Rajanpur	4712	8638	1889	1882	7650	5707
30	Rawalpindi	44018	63781	28491	27448	61313	47529
31	Sahiwal	12788	18021	13504	13453	15932	14928
32	Sargodha	21469	29015	19682	19685	27729	22752
33	Sheikhupura	22807	27550	30787	27275	27184	26685
34	Sialkot	22969	32739	38289	35242	27775	30980
35	Toba Tek Singh	10299	16123	5539	5343	12809	13809
36	Vehari	18773	22850	15315	15234	19818	21886
Grand Total		751254	916958	649652	619934	816739	881191

3.21 District-wise statement of Criminal Cases in Civil Courts during the year 2020

Sr. No.	District	Pendency	Institution	Transferred		Disposal	Balance
				In	Out		
1	Attock	2524	7987	915	921	6583	3922
2	Bahawalnagar	6693	15292	7658	6827	15440	7376
3	Bahawalpur	4818	23406	5521	4827	18873	10045
4	Bhakkar	2254	5955	974	971	4446	3766
5	Chakwal	2082	4201	1560	1560	3453	2830
6	Chiniot	2037	11534	3888	3558	9851	4050
7	Dera Ghazi Khan	3478	11128	2332	2347	8423	6168
8	Faisalabad	22011	45196	38483	25612	40254	39824
9	Gujranwala	10693	33638	17893	18163	27882	16179
10	Gujrat	2882	9225	3429	3448	7441	4647

Judicial Statistics of Pakistan, Annual Report 2020

Sr. No.	District	Pendency	Institution	Transferred		Disposal	Balance
				In	Out		
11	Hafizabad	2549	6922	2781	2442	6268	3542
12	Jhang	3960	14320	2652	921	12123	7888
13	Jhelum	2100	4577	294	295	3379	3297
14	Kasur	11549	19170	13822	13822	14796	15923
15	Khanewal	3702	13360	6571	5725	12346	5562
16	Khushab	1995	7650	3499	3450	6943	2751
17	Lahore	39128	92635	25268	22900	70623	63508
18	Layyah	1540	9870	4027	3634	8788	3015
19	Lodhran	2787	10460	4041	3873	9564	3851
20	Mandi Bahaudin	2255	7901	3692	3675	6075	4098
21	Mianwali	2228	9698	2919	1829	9371	3645
22	Multan	11369	23550	12716	9288	23362	14985
23	Muzaffargarh	5306	18957	5469	5551	16935	7246
24	Nankana Sahib	2808	7384	4876	4323	5673	5072
25	Narowal	2322	9942	1444	1444	7274	4990
26	Okara	6905	23832	2756	2611	21756	9126
27	Pakpattan Sharif	1909	19533	5001	4826	16605	5012
28	Rahim Yar Khan	8878	20714	11017	11365	17696	11548
29	Rajanpur	1348	11212	1396	1394	9401	3161
30	Rawalpindi	10264	19612	8914	8390	16473	13927
31	Sahiwal	4585	11897	6802	6801	9924	6559
32	Sargodha	9766	14861	8700	8700	13627	11000
33	Sheikhupura	5495	13115	4591	4135	11058	8008
34	Sialkot	6074	14031	13667	12971	10653	10148
35	Toba Tek Singh	4475	14236	2807	2770	11777	6971
36	Vehari	9607	20478	4030	4475	18168	11472
Grand Total		224376	607479	246405	219844	513304	345112

3.22 District-wise statement of Cases in Sessions Courts during the year 2020

S. No.	District	Pendency	Institution	Received	Disposal	Transfer	Balance
1	Attock	1641	6912	1591	6702	1653	1789
2	Bahawalnagar	2341	22874	775	21323	2748	1919
3	Bahawalpur	3243	21962	4653	23806	2253	3799
4	Bhakkar	1430	8451	1548	8942	569	1918
5	Chakwal	1400	5936	1439	5880	1439	1456
6	Chiniot	1231	9855	2076	10706	664	1792
7	D.G.Khan	2265	15374	2419	15954	1178	2926
8	Faisalabad	8687	51373	9476	52813	9232	7491
9	Gujranwala	4816	35919	7800	38622	4847	5066
10	Gujrat	1739	12663	2065	13642	645	2180
11	Hafizabad	1461	8404	2645	8485	2624	1401
12	Jhang	3010	16880	2374	17182	2277	2805
13	Jhelum	852	6559	952	6130	1097	1136
14	Kasur	6001	23637	9638	25267	7872	6137
15	Khanewal	2052	16655	2095	17101	963	2738
16	Khushab	1569	5447	1614	5654	2136	840
17	Lahore	29369	90747	20652	89089	18512	33167

Judicial Statistics of Pakistan, Annual Report 2020

S. No.	District	Pendency	Institution	Received	Disposal	Transfer	Balance
18	Layyah	1697	9885	2228	10336	1707	1767
19	Lodhran	1596	11132	2364	11136	2330	1626
20	M. B. Din	2075	10102	2623	10175	2978	1647
21	Mianwali	1399	7851	3319	8824	1807	1938
22	Multan	6068	32346	5299	33131	4536	6046
23	Muzaffargarh	4333	23521	2627	24488	3024	2969
24	Nankana Sahib	1953	13251	1453	11958	2797	1902
25	Narowal	1958	10087	1127	9837	1262	2073
26	Okara	4217	25983	5437	27479	4042	4116
27	Pakpattan	3045	17013	771	14234	3419	3176
28	R. Y. Khan	4492	31560	5488	31994	4809	4737
29	Rajanpur	1909	11720	2028	11855	2198	1604
30	Rawalpindi	4346	26639	3326	26071	3431	4809
31	Sahiwal	2416	14842	3015	15573	2600	2100
32	Sargodha	4096	21940	3728	22663	3646	3455
33	Sheikhupura	3025	25297	6131	27533	2940	3980
34	Sialkot	3043	23319	4204	23736	4194	2636
35	T.T.Singh	2055	12315	1170	12935	516	2089
36	Vehari	6001	22234	3809	20519	6635	4890
	Grand Total	132831	710685	133959	721775	119580	136120

3.23 District-wise statement of Civil Appeals in Sessions Courts during the year 2020

S.No.	District	Pendency	Institution	Received	Disposal	Transfer	Balance
1	Attock	739	1132	424	1029	676	590
2	Bahawalnagar	739	2723	308	2131	986	653
3	Bahawalpur	1169	1909	2218	2792	1359	1145
4	Bhakkar	579	1165	740	1486	300	698
5	Chakwal	577	1381	531	1460	469	560
6	Chiniot	429	952	354	1108	147	480
7	D.G.Khan	307	1070	437	1364	100	350
8	Faisalabad	1387	3194	1670	3504	1625	1122
9	Gujranwala	660	2501	1199	3072	451	837
10	Gujrat	487	1865	470	2186	216	420
11	Hafizabad	428	828	811	843	860	364
12	Jhang	656	1593	478	1640	529	558
13	Jhelum	395	1234	404	1228	365	440
14	Kasur	1692	2737	3405	2849	3647	1338
15	Khanewal	321	1886	799	2437	92	477
16	Khushab	588	611	790	664	962	363
17	Lahore	5690	7213	2292	7422	1947	5826
18	Layyah	564	1077	994	1216	824	595
19	Lodhran	415	1069	860	1155	751	438
20	M. B. Din	729	1456	1178	1368	1547	448
21	Mianwali	356	733	848	1024	479	434
22	Multan	1588	3207	1087	3099	1381	1402
23	Muzaffargarh	722	1994	695	2774	313	324
24	Nankana Sahib	447	1262	417	1115	668	343
25	Narowal	695	1085	306	1170	163	753

Judicial Statistics of Pakistan, Annual Report 2020

S.No.	District	Pendency	Institution	Received	Disposal	Transfer	Balance
26	Okara	710	2291	1558	2676	1032	851
27	Pakpattan	626	2113	408	1577	1044	526
28	R. Y. Khan	1142	2098	1869	2649	1646	814
29	Rajanpur	462	815	438	836	623	256
30	Rawalpindi	1526	5075	638	4408	1254	1577
31	Sahiwal	859	1856	1016	2340	876	515
32	Sargodha	907	1879	1078	2089	927	848
33	Sheikhupura	602	2188	1112	2548	692	662
34	Sialkot	966	2291	772	2581	776	672
35	T.T.Singh	526	1097	416	1361	228	450
36	Vehari	1709	2220	919	1746	1608	1494
Grand Total		32394	69800	33939	74947	31563	29623

3.24 District-wise statement of Criminal Appeals in Sessions Courts during the year 2020

Sr. No.	District	Pendency	Institution	Received	Disposal	Transfer	Balance
1	Attock	30	69	3	59	20	23
2	Bahawalnagar	69	187	36	158	103	31
3	Bahawalpur	41	89	13	80	36	27
4	Bhakkar	24	64	1	73	2	14
5	Chakwal	35	66	14	41	48	26
6	Chiniot	37	60	31	49	61	18
7	D.G.Khan	48	88	5	64	47	30
8	Faisalabad	80	191	87	138	181	39
9	Gujranwala	43	106	42	131	33	27
10	Gujrat	30	64	9	48	37	18
11	Hafizabad	41	93	9	61	51	31
12	Jhang	35	99	15	90	24	35
13	Jhelum	10	40	4	39	2	13
14	Kasur	13	41	5	39	6	14
15	Khanewal	27	101	7	92	4	39
16	Khushab	57	59	2	45	49	24
17	Lahore	151	185	56	106	143	143
18	Layyah	41	79	16	60	39	37
19	Lodhran	27	78	21	61	39	26
20	M. B. Din	29	66	50	69	50	26
21	Mianwali	113	127	40	70	130	80
22	Multan	34	66	14	50	41	23
23	Muzaffargarh	26	48	4	33	36	9
24	Nankana Sahib	6	13	32	14	34	3
25	Narowal	24	46	27	40	30	27
26	Okara	49	128	1	92	43	43
27	Pakpattan	61	127	1	70	47	72
28	R. Y. Khan	42	87	40	68	65	36
29	Rajanpur	46	103	12	74	59	28
30	Rawalpindi	32	121	12	118	23	24
31	Sahiwal	34	109	48	89	85	17
32	Sargodha	47	92	11	83	42	25
33	Sheikhupura	40	63	24	30	81	16

Judicial Statistics of Pakistan, Annual Report 2020

Sr. No.	District	Pendency	Institution	Received	Disposal	Transfer	Balance
34	Sialkot	26	78	14	73	26	19
35	T.T.Singh	41	53	11	46	27	32
36	Vehari	74	101	16	71	48	72
Grand Total		1563	3187	733	2524	1792	1167

3.25 District-wise statement of Rent Cases of Civil Courts during the year 2020

Sr. No.	District	Pendency	Institution	Transferred		Disposal	Balance
				In	Out		
1	Attock	41	83	9	10	66	57
2	Bahawalnagar	37	60	32	31	67	31
3	Bahawalpur	70	108	0	2	97	79
4	Bhakkar	32	36	0	0	53	15
5	Chakwal	23	99	5	5	81	41
6	Chiniot	17	26	12	12	23	20
7	Dera Ghazi Khan	34	14	0	0	27	21
8	Faisalabad	454	282	54	40	308	442
9	Gujranwala	195	213	204	204	125	283
10	Gujrat	50	78	25	26	67	60
11	Hafizabad	16	4	2	2	10	10
12	Jhang	48	67	78	78	17	98
13	Jhelum	37	48	0	0	38	47
14	Kasur	113	45	58	58	64	94
15	Khanewal	9	16	7	1	20	11
16	Khushab	25	37	0	0	47	15
17	Lahore	1381	1111	529	342	964	1715
18	Layyah	16	17	0	1	11	21
19	Lodhran	1	2	20	10	1	12
20	Mandi Bahaudin	7	13	5	4	13	8
21	Mianwali	1	0	0	0	0	1
22	Multan	396	334	173	234	318	351
23	Muzaffargarh	26	24	0	0	10	40
24	Nankana Sahib	6	19	8	5	14	14
25	Narowal	21	22	4	2	26	19
26	Okara	42	49	9	1	42	57
27	Pakpattan Sharif	23	24	5	0	18	34
28	Rahim Yar Khan	45	59	0	3	45	56
29	Rajanpur	20	21	20	20	16	25
30	Rawalpindi	299	510	7	39	376	401
31	Sahiwal	40	52	1	4	34	55
32	Sargodha	108	101	79	79	114	95
33	Sheikhupura	37	58	15	18	51	41
34	Sialkot	135	172	52	50	137	172
35	Toba Tek Singh	15	30	3	3	17	28
36	Vehari	58	55	5	5	50	63
Grand Total		3878	3889	1421	1289	3367	4532

3.26 District-wise statement of Hadood Cases in Sessions Courts during the year 2020

Sr. No.	District	Pendency	Institution	Received	Disposal	Transfer	Balance
1	Attock	0	10	0	1	9	0
2	Bahawalnagar	0	0	0	0	0	0
3	Bahawalpur	0	0	0	0	0	0
4	Bhakkar	0	0	7	0	0	7
5	Chakwal	0	0	0	0	0	0
6	Chiniot	0	0	0	0	0	0
7	D.G.Khan	0	0	0	0	0	0
8	Faisalabad	0	0	0	0	0	0
9	Gujranwala	0	18	0	18	0	0
10	Gujrat	0	0	0	0	0	0
11	Hafizabad	0	0	0	0	0	0
12	Jhang	0	0	0	0	0	0
13	Jhelum	0	1	0	1	0	0
14	Kasur	0	15	10	22	3	0
15	Khanewal	0	1	0	1	0	0
16	Khushab	0	0	0	0	0	0
17	Lahore	0	0	0	0	0	0
18	Layyah	0	0	0	0	0	0
19	Lodhran	0	0	0	0	0	0
20	M. B. Din	0	0	1	1	0	0
21	Mianwali	0	0	0	0	0	0
22	Multan	0	0	0	0	0	0
23	Muzaffargarh	0	0	0	0	0	0
24	Nankana Sahib	0	0	0	0	0	0
25	Narowal	0	1	0	0	1	0
26	Okara	0	0	0	0	0	0
27	Pakpattan	0	0	0	0	0	0
28	R. Y. Khan	0	0	0	0	0	0
29	Rajanpur	0	0	0	0	0	0
30	Rawalpindi	1	3	0	2	2	0
31	Sahiwal	0	0	0	0	0	0
32	Sargodha	0	0	0	0	0	0
33	Sheikhupura	0	0	0	0	0	0
34	Sialkot	0	0	0	0	0	0
35	T.T.Singh	0	0	0	0	0	0
36	Vehari	0	0	0	0	0	0
	Grand Total	1	49	18	46	15	7

3.27 District-wise statement of Narcotics Cases in Sessions Courts during the year 2020

Sr. No.	District	Pendency	Institution	Received	Disposal	Transfer	Balance
1	Attock	92	420	630	569	74	499
2	Bahawalnagar	120	522	100	529	21	192
3	Bahawalpur	63	478	415	669	23	264
4	Bhakkar	16	209	127	267	24	61
5	Chakwal	30	175	280	224	76	185
6	Chiniot	42	191	172	225	17	163

Judicial Statistics of Pakistan, Annual Report 2020

Sr. No.	District	Pendency	Institution	Received	Disposal	Transfer	Balance
7	D.G.Khan	67	337	230	390	90	154
8	Faisalabad	801	1854	1070	2412	300	1013
9	Gujranwala	555	2374	1500	2767	561	1101
10	Gujrat	15	610	610	919	47	269
11	Hafizabad	77	285	514	452	200	224
12	Jhang	94	508	410	629	129	254
13	Jhelum	52	523	82	361	137	159
14	Kasur	57	623	1400	1125	531	424
15	Khanewal	113	568	134	619	-190	386
16	Khushab	122	223	103	261	107	80
17	Lahore	1614	3282	5090	4298	3621	2067
18	Layyah	13	205	200	274	74	70
19	Lodhran	59	272	200	265	47	219
20	M. B. Din	93	241	175	257	44	208
21	Mianwali	20	634	1100	1089	482	183
22	Multan	146	904	900	1339	135	476
23	Muzaffargarh	108	549	280	708	39	190
24	Nankana Sahib	131	906	182	571	417	231
25	Narowal	134	383	145	358	19	285
26	Okara	92	421	875	756	404	228
27	Pakpattan	134	509	53	387	56	253
28	R. Y. Khan	31	418	425	649	62	163
29	Rajanpur	9	138	180	209	62	56
30	Rawalpindi	242	1726	1100	1841	571	656
31	Sahiwal	36	448	221	579	34	92
32	Sargodha	239	962	1340	1549	483	509
33	Sheikhupura	59	376	1250	1256	215	214
34	Sialkot	212	1506	1330	1795	808	445
35	T.T.Singh	165	400	94	428	41	190
36	Vehari	71	486	600	643	137	377
Grand Total		5924	24666	23517	31669	9898	12540

3.28 District-wise statement of Murder Cases in Sessions Courts during the year 2020

Sr. No.	District	Pendency	Institution	Received	Disposal	Transfer	Balance
1	Attock	102	122	104	131	38	159
2	Bahawalnagar	63	125	66	139	12	103
3	Bahawalpur	62	152	300	279	141	94
4	Bhakkar	24	87	56	98	15	54
5	Chakwal	53	80	190	149	95	79
6	Chiniot	40	95	117	131	36	85
7	D.G.Khan	114	189	120	191	55	177
8	Faisalabad	696	664	602	594	536	832
9	Gujranwala	175	351	672	625	272	301
10	Gujrat	252	293	210	363	77	315
11	Hafizabad	41	102	134	157	51	69
12	Jhang	139	111	83	130	24	179
13	Jhelum	40	120	28	84	42	62
14	Kasur	262	271	300	377	124	332
15	Khanewal	181	166	250	259	115	223

Judicial Statistics of Pakistan, Annual Report 2020

Sr. No.	District	Pendency	Institution	Received	Disposal	Transfer	Balance
16	Khushab	71	57	87	80	67	68
17	Lahore	849	539	811	666	610	923
18	Layyah	16	51	95	80	46	36
19	Lodhran	51	71	33	70	24	61
20	M. B. Din	161	177	225	178	169	216
21	Mianwali	240	171	253	233	111	320
22	Multan	46	169	400	346	141	128
23	Muzaffargarh	198	201	347	398	114	234
24	Nankana Sahib	138	212	143	133	179	181
25	Narowal	74	79	109	72	73	117
26	Okara	392	258	228	422	74	382
27	Pakpattan	99	292	30	135	116	170
28	R. Y. Khan	32	183	293	382	27	99
29	Rajanpur	90	165	233	269	99	120
30	Rawalpindi	307	429	222	405	163	390
31	Sahiwal	74	183	237	289	144	61
32	Sargodha	393	305	276	369	138	467
33	Sheikhupura	251	458	559	609	335	324
34	Sialkot	79	229	186	286	59	149
35	T.T.Singh	104	105	69	116	26	136
36	Vehari	54	133	136	208	13	102
Grand Total		5963	7395	8204	9453	4361	7748

3.29 District-Wise statement of Cases Carrying Sentence of 7 Years or More Imprisonment Upto Death Sentence during the year 2020

Sr. No.	District	Pending	Institution	Transferred		Disposal	Balance
				In	Out		
1	Attock	861	1166	118	118	758	1269
2	Bahawalnagar	691	882	0	0	904	669
3	Bahawalpur	4771	13740	299	0	8763	10047
4	Bhakkar	235	347	10	10	249	333
5	Chakwal	365	449	0	0	315	499
6	Chiniot	2081	7705	0	0	5839	3947
7	D.G. Khan	1682	830	0	0	468	2044
8	Faisalabad	3769	7178	1580	1580	5055	5892
9	Gujranwala	714	2992	98	98	1761	1945
10	Gujrat	698	1247	1407	1407	950	995
11	Hafizabad	644	1357	405	483	1144	779
12	Jhang	598	544	0	0	442	700
13	Jhelum	186	376	0	0	299	263
14	Kasur	2582	2641	1644	1644	1934	3289
15	Khanewal	3868	8926	0	0	7352	5442
16	Khushab	310	413	96	96	445	278
17	Lahore	7057	24247	16581	16581	13725	17579
18	Layyah	1621	5111	411	0	4148	2995
19	Lodhran	2705	5941	0	0	4681	3965
20	M. B. Din	721	1017	152	152	714	1024
21	Mianwali	639	519	313	313	390	768
22	Multan	11023	18400	1076	200	15316	14983

Judicial Statistics of Pakistan, Annual Report 2020

Sr. No.	District	Pending	Institution	Transferred		Disposal	Balance
				In	Out		
23	Muzaffargarh	750	1015	81	81	926	839
24	Nankana	3664	6842	0	0	5608	4898
25	Narowal	645	995	88	88	934	706
26	Okara	1591	1975	0	0	1749	1817
27	Pakpattan	657	1097	237	203	707	1081
28	R. Y. Khan	1325	2276	278	278	1764	1837
29	Rajanpur	581	1095	296	291	1089	592
30	Rawalpindi	9904	25876	0	0	21397	14383
31	Sahiwal	627	1574	610	590	1125	1096
32	Sargodha	10146	14893	1895	1895	13377	11662
33	Sheikhupura	2577	3832	0	0	3074	3335
34	Sialkot	656	1461	0	0	1117	1000
35	T. T. Singh	652	978	0	0	849	781
36	Vehari	345	1086	0	0	679	752
Total		81941	171023	27675	26108	130047	124484

3.30 District-wise statement of Civil Revisions in Sessions Courts during the year 2020

Sr. No.	District	Pendency	Institution	Received	Disposal	Transfer	Balance
1	Attock	94	242	38	212	119	43
2	Bahawalnagar	75	496	52	410	147	66
3	Bahawalpur	90	567	235	704	21	167
4	Bhakkar	46	338	136	398	33	89
5	Chakwal	57	315	55	315	62	50
6	Chiniot	44	221	140	284	34	87
7	D.G.Khan	46	257	187	349	51	90
8	Faisalabad	214	749	481	810	456	178
9	Gujranwala	102	610	649	847	369	145
10	Gujrat	18	257	176	342	43	66
11	Hafizabad	21	190	124	240	53	42
12	Jhang	104	443	195	469	199	74
13	Jhelum	38	242	105	290	45	50
14	Kasur	274	702	513	900	376	213
15	Khanewal	60	385	179	450	91	83
16	Khushab	96	119	139	148	154	52
17	Lahore	1885	2899	471	2798	1399	1058
18	Layyah	79	359	256	426	203	65
19	Lodhran	63	250	124	232	126	79
20	M. B. Din	58	176	49	184	51	48
21	Mianwali	22	116	104	154	46	42
22	Multan	261	823	217	903	145	253
23	Muzaffargarh	47	319	143	432	36	41
24	Nankana Sahib	61	367	73	340	122	39
25	Narowal	62	225	55	263	17	62
26	Okara	56	521	200	601	78	98
27	Pakpattan	45	536	79	485	152	23
28	R. Y. Khan	147	455	261	525	199	139
29	Rajanpur	24	182	153	283	41	35

Judicial Statistics of Pakistan, Annual Report 2020

Sr. No.	District	Pendency	Institution	Received	Disposal	Transfer	Balance
30	Rawalpindi	125	1154	216	1121	170	204
31	Sahiwal	89	380	178	471	126	50
32	Sargodha	127	458	187	453	209	110
33	Sheikhupura	139	980	233	940	240	172
34	Sialkot	156	655	92	689	113	101
35	T.T.Singh	100	260	35	318	13	64
36	Vehari	202	431	179	391	286	135
Grand Total		5127	17679	6709	19177	6025	4313

3.31 District-wise statement of Criminal Revisions in Sessions Courts during the year 2020

Sr. No.	District	Pendency	Institution	Received	Disposal	Transfer	Balance
1	Attock	38	110	11	99	37	23
2	Bahawalnagar	54	307	26	291	77	19
3	Bahawalpur	52	217	12	219	21	41
4	Bhakkar	63	230	28	261	9	51
5	Chakwal	30	106	42	109	38	31
6	Chiniot	37	118	47	120	57	25
7	D.G.Khan	53	226	5	223	10	51
8	Faisalabad	114	499	242	509	266	80
9	Gujranwala	51	346	76	382	64	27
10	Gujrat	30	139	21	155	7	28
11	Hafizabad	25	103	8	94	15	27
12	Jhang	61	239	44	263	46	35
13	Jhelum	28	126	16	116	36	18
14	Kasur	71	225	40	219	42	75
15	Khanewal	53	366	10	336	12	81
16	Khushab	89	129	1	98	105	16
17	Lahore	592	911	181	970	77	637
18	Layyah	47	176	25	188	26	34
19	Lodhran	36	195	105	183	133	20
20	M. B. Din	65	188	100	216	91	46
21	Mianwali	126	220	67	200	144	69
22	Multan	70	300	46	276	103	37
23	Muzaffargarh	40	251	0	229	23	39
24	Nankana Sahib	20	121	11	120	20	12
25	Narowal	57	122	64	117	103	23
26	Okara	59	366	32	382	0	75
27	Pakpattan	114	318	0	195	135	102
28	R. Y. Khan	55	271	85	280	89	42
29	Rajanpur	40	130	15	124	35	26
30	Rawalpindi	79	458	15	448	58	46
31	Sahiwal	35	300	85	291	107	22
32	Sargodha	78	306	20	320	34	50
33	Sheikhupura	35	222	67	203	64	57
34	Sialkot	72	368	43	369	85	29
35	T.T.Singh	40	226	53	242	23	54
36	Vehari	117	243	22	188	97	97
Grand Total		2626	9178	1665	9035	2289	2145

3.32 Age-wise pendency of cases in Punjab Province

Sr.No.	District	Catogories	up to 31.12.2009	2010	2011	2012	2013	2014	2015	2016	2017	2018	2019	2020	Pendency 31.12.2020
1	Attock	Criminal Cases	3	1	1	10	19	44	94	127	329	575	1126	2635	4964
		Civil Cases	3	8	8	114	122	251	358	636	1192	1696	3618	8298	16304
2	Bahawalnagar	Criminal Cases	4	2	7	10	16	10	24	92	217	982	2115	4731	8210
		Civil Cases	33	11	11	38	81	142	288	515	789	2115	4531	9651	18205
3	Bahawalpur	Criminal Cases	0	2	0	4	15	20	56	80	189	368	1497	7816	10047
		Civil Cases	62	42	38	63	131	217	420	687	1223	2533	6128	15519	27063
4	Bhakkar	Criminal Cases	0	0	0	13	66	105	166	218	478	1086	2793	6919	11844
		Civil Cases	0	0	0	0	2	1	8	49	178	429	1248	2951	4866
5	Chakwal	Criminal Cases	0	0	0	0	0	4	30	67	133	288	845	1908	3275
		Civil Cases	0	0	2	4	29	149	299	571	951	1576	3213	6054	12848
6	Chiniot	Criminal Cases	0	0	0	0	0	0	2	44	82	323	750	3852	5053
		Civil Cases	11	3	6	13	19	32	105	195	435	859	2235	5684	9597
7	D.G.Khan	Criminal Cases	0	0	0	1	7	10	42	79	229	478	1569	4677	7092
		Civil Cases	87	39	69	62	154	213	374	583	1050	1750	4782	6549	15712
8	Faisalabad	Criminal Cases	5	7	18	51	81	116	213	359	1042	2146	11464	29319	44821
		Civil Cases	138	100	142	395	574	926	1372	2183	4183	6103	13569	27125	56810
9	Gujranwala	Criminal Cases	2	0	1	28	59	80	119	150	892	1191	3812	10606	16940
		Civil Cases	39	35	56	146	283	407	667	1379	2149	3708	7496	18161	34526
10	Gujrat	Criminal Cases	1	0	0	0	1	2	5	73	99	471	1563	3144	5359
		Civil Cases	1	0	0	1	22	42	120	449	1245	3247	6616	7854	19597
11	Hafizabad	Criminal Cases	0	0	0	0	1	4	2	11	31	197	928	3093	4267
		Civil Cases	9	1	3	10	16	35	75	231	396	940	2213	4398	8327
12	Jhang	Criminal Cases	3	0	2	6	26	52	121	219	330	699	2149	5893	9500
		Civil Cases	52	22	55	193	282	371	508	691	1217	2218	5200	10480	21289
13	Jhelum	Criminal Cases	1	1	1	1	1	4	7	57	214	529	1130	2640	4586
		Civil Cases	1	1	1	7	36	81	192	426	740	1302	2575	3320	8682

Judicial Statistics of Pakistan, Annual Report 2020

Sr.No.	District	Catogories	up to 31.12.2009	2010	2011	2012	2013	2014	2015	2016	2017	2018	2019	2020	Pendency 31.12.2020
14	Kasur	Criminal Cases	0	0	0	0	17	69	126	397	663	1261	4661	10974	18168
		Civil Cases	0	0	0	83	153	379	645	1779	3494	7703	13974	30694	58904
15	Khanewal	Criminal Cases	1	0	3	9	11	17	84	147	286	522	1210	5066	7356
		Civil Cases	3	0	3	25	123	232	309	443	626	1712	3794	10624	17894
16	Khushab	Criminal Cases	0	0	0	3	11	55	100	232	387	704	2054	4032	7578
		Civil Cases	0	0	0	0	1	1	4	15	82	280	801	2051	3235
17	Lahore	Criminal Cases	44	68	102	262	314	408	522	927	1748	3997	16215	38147	62754
		Civil Cases	4192	1407	1967	2667	3375	4503	6825	10109	14119	20816	35248	53871	159099
18	Layyah	Criminal Cases	0	0	0	0	0	0	2	19	121	309	608	2788	3847
		Civil Cases	5	0	3	5	48	71	223	354	498	869	2169	5772	10017
19	Lodhran	Criminal Cases	0	0	0	1	2	3	4	22	69	305	798	3033	4237
		Civil Cases	11	4	6	7	12	36	48	105	245	751	1596	6125	8946
20	M.B.Din	Criminal Cases	0	0	0	0	2	0	18	41	61	146	676	4034	4978
		Civil Cases	3	1	1	2	1	10	72	275	503	618	2772	7290	11548
21	Mianwali	Criminal Cases	0	0	0	0	0	2	16	85	199	374	1010	3260	4946
		Civil Cases	0	0	0	0	4	33	111	302	609	1027	2109	4466	8661
22	Multan	Criminal Cases	1	1	3	15	38	343	242	376	535	1447	4328	8012	15341
		Civil Cases	412	119	134	447	668	1554	1782	2335	3330	5542	11380	22319	50022
23	Muzaffargarh	Criminal Cases	0	0	2	28	30	68	89	130	302	752	2309	6143	9853
		Civil Cases	6	12	24	88	174	234	458	748	1154	2142	5201	12423	22664
24	Nankana	Criminal Cases	0	0	0	1	5	5	27	63	120	306	1433	2915	4875
		Civil Cases	17	8	13	34	47	115	178	317	515	903	1952	4408	8507
25	Narowal	Criminal Cases	2	0	0	2	14	22	45	66	156	378	1166	4371	6222
		Civil Cases	4	9	4	43	112	218	234	532	877	1706	3744	7635	15118
26	Okara	Criminal Cases	0	0	0	20	23	51	78	185	553	1023	2734	6466	11133
		Civil Cases	0	0	0	146	161	270	358	752	1246	2507	6750	11956	24146
27	Pakpattan	Criminal Cases	0	0	0	0	3	5	8	19	35	149	734	4077	5030

Judicial Statistics of Pakistan, Annual Report 2020

Sr.No.	District	Catogories	up to 31.12.2009	2010	2011	2012	2013	2014	2015	2016	2017	2018	2019	2020	Pendency 31.12.2020
		Civil Cases	10	4	7	29	40	72	141	272	546	1077	3567	5961	11726
28	R.Y.Khan	Criminal Cases	0	0	0	4	5	9	14	66	138	665	3569	10227	14697
		Civil Cases	21	8	24	93	99	242	359	750	1460	2818	6824	16357	29055
29	Rajanpur	Criminal Cases	0	0	0	0	1	0	2	10	49	126	363	3741	4292
		Civil Cases	0	0	0	0	4	7	15	66	228	423	1240	4210	6193
30	Rawalpindi	Criminal Cases	5	2	8	13	60	102	174	298	1434	2127	4821	6395	15439
		Civil Cases	9	33	67	38	138	478	802	1341	4875	8768	16789	17488	50826
31	Sahiwal	Criminal Cases	0	0	0	4	11	16	32	144	109	263	1047	4113	5739
		Civil Cases	4	2	10	77	136	154	249	362	798	1715	3809	7506	14822
32	Sargodha	Criminal Cases	1	0	1	4	18	32	54	145	295	1443	3277	6900	12170
		Civil Cases	9	6	48	67	118	162	351	654	1236	2655	5318	12612	23236
33	Sheikhupura	Criminal Cases	1	1	1	3	8	23	21	135	250	714	2082	7113	10352
		Civil Cases	37	14	17	59	142	221	296	685	1477	2819	7578	14976	28321
34	Sialkot	Criminal Cases	0	0	0	10	24	42	69	143	346	775	2339	7786	11534
		Civil Cases	0	0	0	52	237	390	547	915	1755	3430	7913	16991	32230
35	T.T.Singh	Criminal Cases	0	0	1	0	0	6	32	132	355	814	1844	5073	8257
		Civil Cases	7	4	17	29	40	55	116	397	641	1498	3449	8359	14612
36	Vehari	Criminal Cases	0	0	2	2	15	40	101	231	451	949	4035	7214	13040
		Civil Cases	15	9	6	23	52	190	521	699	1068	2058	5488	13693	23822
Grand Total		Criminal Cases	74	85	153	505	904	1769	2741	5589	12927	28882	95054	249113	397796
		Civil Cases	5201	1902	2742	5060	7636	12494	19430	32802	57130	102313	216889	423831	887430

High Court of Sindh

4 High Court of Sindh

A Sadar Court for the Province of Sindh was established under the Bombay Act XII of 1866. This Sadar Court was the Highest Court of appeal for Sindh in Civil and Criminal matters and was presided over by a Judge called the "Judicial Commissioner of Sindh". In 1906, the Bombay Act XII of 1866 was amended by the Sindh Courts Amending Act (Bom. I of 1906) and the Sadar Court was converted into the Court of the Judicial Commissioner of Sindh consisting of three or more Judges. Apart from being the highest Court of Appeal for Sindh in civil and criminal matters, the Court was the District Court and the Court of Session in Karachi. On 21st August, 1926 the Sindh Courts Act (Bom. VII of 1926) was passed providing for the establishment of a Chief Court for the Province of Sindh.

On the coming into operation of Part III of the Government of India Act, 1935, on 1st April, 1937, Sindh became a separate Province and the Judges of the Court of Judicial Commissioner of Sindh were appointed by Royal Warrant by the British Government.

As the Sindh Courts Act, 1926 followed closely the lines of the Letters Patent of the Bombay High Court, it was felt that the immediate need of the Province could be satisfied by bringing that Act into operation thereby raising the status of the Court to that of the Chief Court of Sindh. Ultimately the Government of India Act, 1935, was suitably amended by Parliament and on 15th April, 1940, the Sindh Courts Act, 1926, was brought into operation and the Court of the Judicial Commissioner of Sindh became on that day the Chief Court of Sindh.

In 1907, the Court consisted of a Judicial Commissioner, and three Additional Judicial Commissioners. However, in 1935, the number of Additional Judicial Commissioners was increased. In 1937, the Judicial Commissioners, by the Order in Council were designated as the Judges.

4.1 Composition of the Court and appointment of Judges

The total sanctioned strength of judges of the High Court of Sindh including the Chief Justice is 40. They are appointed by the President of Pakistan in accordance with Article 175-A of the Constitution. The Principal seat of the High Court is at Karachi with a Bench at Sukkur and Circuit Courts at Hyderabad and Larkana.

4.2 Original Pecuniary Jurisdiction of the Court

The Pecuniary Jurisdiction of District Courts all over the Country is without limit except the District Courts Karachi where the pecuniary jurisdiction was originally 25000 rupees. The jurisdiction beyond the said limit was exercised by the High Court of Sindh. The limit of pecuniary jurisdiction of District Courts in Karachi was enhanced from time to time to lessen the workload of original civil suits on the High Court as also proposed by the High Court. This limit was enhanced upto 15 million rupees vide the Sindh Civil Courts (Amendment) Act, 2010, which is vide High Court of Sindh notification No. Gaz/XVI.A.12/(ii) dated: 02-04-2011 applicable since 17-02-2011.

4.3 Hon'ble Judges of the High Court of Sindh as on 31-12-2020

Sr. No	Name	Date of elevation	Date of Superannuation
1.	Mr. Justice Ahmed Ali M. Shaikh, Chief Justice	25-09-2009	02-10-2023
2.	Mr. Justice Irfan Saadat Khan	25-09-2009	06-02-2025
3.	Mr. Justice Aqeel Ahmed Abbasi	25-09-2009	15-06-2025
4.	Mr. Justice Syed Hasan Azhar Rizvi	18-02-2010	01-02-2024
5.	Mr. Justice Muhammad Ali Mazhar	18-02-2010	04-10-2026
6.	Mr. Justice Nadeem Akhtar	20-03-2012	15-02-2024
7.	Mr. Justice Muhammad Shafi Siddiqui	20-03-2012	11-08-2027
8.	Mr. Justice Naimatullah Phulpoto	01-06-2012	04-02-2025
9.	Mr. Justice Aziz-ur-Rehman	27-06-2012	03-03-2021
10.	Mr. Justice Aftab Ahmed Gorar	27-06-2012	31-12-2022
11.	Mr. Justice Salahuddin Panhwar	27-06-2012	08-08-2028
12.	Mr. Justice Abdul Maalik Gaddi	31-08-2013	01-01-2021
13.	Mr. Justice Nazar Akbar	31-08-2013	06-08-2021
14.	Mr. Justice Muhammad Junaid Ghaffar	31-08-2013	13-09-2025
15.	Mr. Justice Zafar Ahmed Rajput	31-08-2013	15-10-2027
16.	Mr. Justice Muhammad Iqbal Kalhoro	30-05-2014	18-07-2030
17.	Mr. Justice Zulfiqar Ahmad Khan	30-10-2015	31-07-2025
18.	Mr. Justice Mahmood A. Khan	30-10-2015	23-07-2026
19.	Mr. Justice Muhammad Karim Khan Agha	30-10-2015	19-09-2026
20.	Mr. Justice Muhammad Faisal Kamal Alam	30-10-2015	07-05-2031
21.	Mr. Justice Arshad Hussain Khan	29-06-2016	04-02-2029
22.	Mr. Justice Muhammad Saleem Jessar	29-06-2016	11-09-2029
23.	Mr. Justice Fahim Ahmed Siddiqui	30-11-2016	06-08-2021
24.	Mr. Justice Khadim Hussain Tunio	30-11-2016	31-03-2026
25.	Mr. Justice Omar Sail	30-11-2016	20-10-2031
26.	Mr. Justice Adnan -ul-Karim Memon	30-11-2016	07-01-2033
27.	Mr. Justice Yousuf Ali Sayeed	30-11-2016	18-08-2033
28.	Justice Mrs. Kausar Sultana Hussain	06-02-2018	15-08-2024
29.	Mr. Justice Irshad Ali Shah	06-02-2018	24-10-2024
30.	Mr. Justice Shamsuddin Abbasi	06-02-2018	24-10-2028
31.	Mr. Justice Amjad Ali Sahito	06-02-2018	02-05-2029
32.	Mr. Justice Adan Iqbal Chaudhry	06-02-2018	14-12-2033
33.	Mr. Justice Agha Faisal	06-02-2018	07-11-2034
34.	Justice Mrs. Rashida Asad	29-08-2019	28-08-2024
35.	Mr. Justice Abdul Mobeen Lakho	29-08-2019	13-11-2032
36.	Mr. Justice Zulfiqar Ali Sangi	29-08-2019	14-09-2035

Sanctioned Strength of Hon'ble Judges: **40** (Including Chief Justice)

Working Strength of Hon'ble Judges: **36**

Note:- (1) Justice Mrs. Rashida Asad (2) Mr. Justice Abdul Mobeen Lakho (3) Mr. Justice Zulfiqar Ali Sangi, Date of completion of Tenure will be 28-08-2021

4.4 Hon'ble Judges elevated to the Supreme Court of Pakistan during the Year 2020

- Nil -

4.5 Hon'ble Judges who retired during the Year 2020

Sr. #	Name	Date of Retirement
1.	Mr. Justice Rasheed Ahmed soomro	10-04-2020
2.	Mr. Justice Khadim Hussain M. Shaikh	22-10-2020

4.6 Sanctioned and Working Strength of the Officers and Officials as on 31-12-2020

Sr. #	Name of Post	BPS	Principal Seat			Sukkur Bench			Hyderabad Bench			Larkana Bench		
			Sanctioned Strength	Working Strength	Vacant Posts	Sanctioned Strength	Working Strength	Vacant Posts	Sanctioned Strength	Working Strength	Vacant Posts	Sanctioned Strength	Working Strength	Vacant Posts
1.	Registrar	22	1	1	0	0	0	0	0	0	0	0	0	0
2.	Member Inspection Team-I	21	1	0	1	0	0	0	0	0	0	0	0	0
3.	Member Inspection Team-II	21	1	1	0	0	0	0	0	0	0	0	0	0
4.	Project Director (AJP)	21	1	0	1	0	0	0	0	0	0	0	0	0
5.	Additional Registrar	21	0	0	0	0	0	0	0	0	0	1	1	0
6.	Addl. MIT-1	20	1	0	1	0	0	0	0	0	0	0	0	0
7.	Addl. MIT-II	20	1	1	0	0	0	0	0	0	0	0	0	0
8.	Additional Registrar	20	5	5	0	1	0	1	1	1	0	0	0	0
9.	Addl. Registrar (Research)	20	1	0	1	0	0	0	0	0	0	0	0	0
10.	Director IT.	20	1	1	0	0	0	0	0	0	0	0	0	0
11.	Director Library & Research	20	1	0	1	0	0	0	0	0	0	0	0	0
12.	Secretary Services	20	1	1	0	0	0	0	0	0	0	0	0	0
13.	Dir. General (Finance & Accounts)	20	1	1	0	0	0	0	0	0	0	0	0	0
14.	Deputy Registrar	19	9	8	1	1	1	0	1	0	1	1	0	1
15.	Secretary to Chief Justice	19	1	1	0	0	0	0	0	0	0	0	0	0
16.	Admin. Officer (M)	19	1	0	1	0	0	0	0	0	0	0	0	0
17.	Dpty. Director IT (Software)	19	1	1	0	0	0	0	0	0	0	0	0	0
18.	Dpty. Director IT (Hardware)	19	1	1	0	0	0	0	0	0	0	0	0	0
19.	Secretary Protocol-I	19	1	0	1	0	0	0	0	0	0	0	0	0
20.	Secretary Protocol-II	19	1	0	1	0	0	0	0	0	0	0	0	0
21.	Secretary, Inspection Team	19	1	1	0	0	0	0	0	0	0	0	0	0
22.	Private Secretary to Hon'ble C.J.	19	1	0	1	0	0	0	0	0	0	0	0	0
23.	Secretary to Senior Puisne Judge	19	1	0	1	0	0	0	0	0	0	0	0	0

Judicial Statistics of Pakistan, Annual Report 2020

Sr. #	Name of Post	BPS	Principal Seat			Sukkur Bench			Hyderabad Bench			Larkana Bench		
			Sanctioned Strength	Working Strength	Vacant Posts	Sanctioned Strength	Working Strength	Vacant Posts	Sanctioned Strength	Working Strength	Vacant Posts	Sanctioned Strength	Working Strength	Vacant Posts
24.	Deputy Director (AJP)	19	1	0	1	0	0	0	0	0	0	0	0	0
25.	Librarian	19	1	1	0	0	0	0	0	0	0	0	0	0
26.	Assistant Registrar	18	27	8	19	2	2	0	3	0	3	2	2	0
27.	Computer Programmer	18	3	3	0	0	0	0	0	0	0	0	0	0
28.	Deputy Nazir (Accounts)	18	1	1	0	0	0	0	0	0	0	0	0	0
29.	Private Secretary to Judge	18	44	33	11	6	6	0	4	4	0	4	4	0
30.	Court Associate	18	44	14	30	4	1	3	4	1	3	4	0	4
31.	Court Associate to Addl Registrar	18	0	0	0	1	0	1	0	0	0	0	0	0
32.	Private Secretary (Protocol)	18	16	5	11	1	1	0	0	0	0	1	1	0
33.	Protocol Officer	18	1	0	1	0	0	0	1	0	1	0	0	0
34.	Human Resources Officer	18	1	0	1	0	0	0	0	0	0	0	0	0
35.	Accountant	18	0	0	0	0	0	0	1	1	0	0	0	0
36.	P.A. to Judge	17	42	40	2	6	5	1	4	4	0	4	4	0
37.	P.A. to Officer	17	13	4	9	0	0	0	0	0	0	0	0	0
38.	Senior Translator	17	5	4	1	1	0	1	1	0	1	1	0	1
39.	Data Processing Officers	17	3	3	0	1	1	0	1	0	1	1	0	1
40.	Accounts Officer	17	1	1	0	0	0	0	0	0	0	0	0	0
41.	Security Officer	17	1	0	1	0	0	0	0	0	0	0	0	0
42.	Accountant	17	0	0	0	1	1	0	0	0	0	1	1	0
43.	P.A. to Additional Registrar	17	0	0	0	1	1	0	1	1	0	1	1	0
44.	Assistant Hardware Engineer	17	0	0	0	1	1	0	1	1	0	1	1	0
45.	Assit Data Processing Officer	17	1	1	0	0	0	0	0	0	0	0	0	0
46.	Junior Court Associate	16	40	21	19	0	0	0	0	0	0	0	0	0
47.	Senior Court Associate	16	99	98	1	10	9	1	8	8	0	8	7	1
48.	Librarian	16	0	0	0	1	1	0	1	1	0	1	0	1

Judicial Statistics of Pakistan, Annual Report 2020

Sr. #	Name of Post	BPS	Principal Seat			Sukkur Bench			Hyderabad Bench			Larkana Bench		
			Sanctioned Strength	Working Strength	Vacant Posts	Sanctioned Strength	Working Strength	Vacant Posts	Sanctioned Strength	Working Strength	Vacant Posts	Sanctioned Strength	Working Strength	Vacant Posts
49.	Data Coder	16	6	4	2	1	1	0	1	1	0	1	0	1
50.	Hardware / Network	16	3	2	1	1	0	1	1	0	1	1	0	1
51.	Reader to Addl Registrar	15	0	0	0	0	0	0	0	0	0	1	0	1
52.	Procurement Assistant	15	1	0	1	0	0	0	0	0	0	0	0	0
53.	HR Assistant	15	1	0	1	0	0	0	0	0	0	0	0	0
54.	Junior Internal Auditor	15	1	0	1	0	0	0	0	0	0	0	0	0
55.	Assistant Accountant	14	0	0	0	1	1	0	1	1	0	1	1	0
56.	Assistant Librarian	14	2	2	0	0	0	0	0	0	0	0	0	0
57.	Research Assistant	14	1	1	0	0	0	0	0	0	0	0	0	0
58.	Telephone Operator	14	5	5	0	2	2	0	2	2	0	2	2	0
59.	Caretaker	14	0	0	0	1	1	0	1	1	0	1	1	0
60.	Data Coder	16	1	0	1	0	0	0	0	0	0	0	0	0
61.	Electronic Technician	14	97	95	2	18	18	0	9	9	0	11	11	0
62.	Office Associate	14	3	0	3	1	0	1	1	0	1	2	0	2
63.	Office Associate	13	6	5	1	1	1	0	1	1	0	2	2	0
64.	Junior Translator	13	198	168	30	45	45	0	27	26	1	29	26	3
65.	Junioe Office Associate	11	0	0	0	1	1	0	1	1	0	1	0	1
66.	Library Clerk	11	1	1	0	0	0	0	0	0	0	0	0	0
67.	Store Supervisor	11	0	0	0	1	1	0	1	1	0	1	0	1
68.	Security Coordinator	10	1	1	0	0	0	0	0	0	0	0	0	0
69.	E.C.G. Operator/Technician	9	1	1	0	0	0	0	0	0	0	0	0	0
70.	Head Bailiff	8	1	0	1	0	0	0	0	0	0	0	0	0
71.	Head Cook	8	5	3	2	1	1	0	1	1	0	1	0	1
72.	Junior Computer Operators	7	5	3	2	1	1	0	1	1	0	1	0	1
73.	Jnr. H.W./Network Tech.	7	0	0	0	3	3	0	2	2	0	2	2	0

Judicial Statistics of Pakistan, Annual Report 2020

Sr. #	Name of Post	BPS	Principal Seat			Sukkur Bench			Hyderabad Bench			Larkana Bench		
			Sanctioned Strength	Working Strength	Vacant Posts	Sanctioned Strength	Working Strength	Vacant Posts	Sanctioned Strength	Working Strength	Vacant Posts	Sanctioned Strength	Working Strength	Vacant Posts
74.	Cook	7	2	0	2	0	0	0	0	0	0	0	0	0
75.	Jnr. Electro/Mech. Tech.	7	58	53	5	6	6	0	3	3	0	6	4	2
76.	Driver	7	0	0	0	1	0	1	1	1	0	0	0	0
77.	Driver to Addl Registrar	7	5	5	0	2	2	0	1	1	0	2	1	1
78.	CC TV Operator	6	3	3	0	0	0	0	0	0	0	0	0	0
79.	UVIS Operator	6	1	1	0	2	2	0	1	1	0	1	1	0
80.	Photocopier Operator	6	4	4	0	3	2	1	0	0	0	0	0	0
81.	Electric Machine Operator	6	2	0	2	3	3	0	0	0	0	0	0	0
82.	Lift Operator	6	2	2	0	0	0	0	0	0	0	0	0	0
83.	Store Keeper	5	2	2	0	4	4	0	6	6	0	5	5	0
84.	Bearer	5	1	1	0	2	0	2	1	1	0	1	1	0
85.	Electrician	5	2	1	1	0	0	0	0	0	0	0	0	0
86.	Telephone Lineman	5	4	4	0	1	1	0	1	1	0	1	0	1
87.	Dispatch Rider	5	52	52	0	8	8	0	6	6	0	10	10	0
88.	Bailiffs	5	4	4	0	2	2	0	1	1	0	1	0	1
89.	Book Binder	5	50	48	2	14	14	0	8	6	2	8	8	0
90.	Daftary	5	1	1	0	0	0	0	1	0	1	0	0	0
91.	Garden Supervisor	5	5	1	4	0	0	0	1	0	1	0	0	0
92.	I.T Archiver	5	2	2	0	1	0	1	1	0	1	1	0	1
93.	I.T Helper	4	45	41	4	7	7	0	6	6	0	6	6	0
94.	Hawaldar	4	1	1	0	0	0	0	0	0	0	0	0	0
95.	Lab Assistant	4	0	0	0	1	0	1	0	0	0	1	0	1
96.	Dispatch Rider	4	2	0	2	1	0	1	0	0	0	1	0	1
97.	Driver	4	1	1	0	0	0	0	0	0	0	0	0	0
98.	Building Supervisor	3	1	1	0	0	0	0	0	0	0	0	0	0

Judicial Statistics of Pakistan, Annual Report 2020

Sr. #	Name of Post	BPS	Principal Seat			Sukkur Bench			Hyderabad Bench			Larkana Bench		
			Sanctioned Strength	Working Strength	Vacant Posts	Sanctioned Strength	Working Strength	Vacant Posts	Sanctioned Strength	Working Strength	Vacant Posts	Sanctioned Strength	Working Strength	Vacant Posts
99.	Microphone Technician	3	1	1	0	0	0	0	0	0	0	0	0	0
100.	Helper for Cook	3	61	61	0	16	16	0	10	10	0	10	8	2
101.	Farash	3	34	32	2	14	10	4	13	13	0	13	7	6
102.	Chowkidar	3	33	31	2	13	12	1	10	10	0	11	6	5
103.	Sanitary Worker	3	11	10	1	9	7	2	8	8	0	8	8	0
104.	Gardener	3	120	116	4	19	17	2	21	20	1	21	17	4
105.	Naib Qasid	3	1	1	0	1	0	1	2	2	0	0	0	0
106.	Generator Operator	2	1	1	0	1	0	1	1	0	1	1	0	1
107.	Plumber	2	1	1	0	2	0	2	1	0	1	1	0	1
108.	Carpenter	2	1	1	0	0	0	0	0	0	0	0	0	0
Total			1230	1033	197	249	219	30	186	165	21	197	149	48

4.7 Budget Allocation for the year 2020-21

Sr. #	Particulars	Budget Grant 2020-20
High Court		
1	High Court Of Sindh, Principal Seat Karachi.	3,066,606,000
2	Retired Judges High Court Of Sindh.	47,000,000
3	High Court Of Sindh, Bench At Sukkur.	195,579,000
4	High Court Of Sindh, Circuit Court At Hyderabad.	289,767,000
5	High Court Of Sindh, Circuit Court At Larkana.	179,048,000
Total		3,778,000,000
District Judiciary		
1.	District And Sessions Court In Sindh.	2,739,852,000
2.	Civil / Subordinate Courts In Sindh.	4,203,971,000
3.	Family Courts In Sindh.	150,033,000
4.	Process Serving Establishment	223,592,000
5.	Consumer Protection Courts In Sindh	226,122,000
6.	Anti-terrorism court in Sindh	741,595,000
Total		8,285,165,000
Total Budget Grants		12,063,165,000

4.8 Statement of Complaints and Penalties during the Year 2020

Complaints		Officers (High Court)	Officials (High Court)	Judicial Officers	Staff (District Judiciary)	Total
1	Total Complaints Received	10	32	207	31	280
2	Total Complaints Disposed of	8	15	180	18	221
3	Under Process	2	17	27	35	81
Penalties		Officers (High Court)	Officials (High Court)	Judicial Officers	Staff (District Judiciary)	Total
A: Major Punishment						
i	Dismissal from Service	0	0	0	2	2
ii	Removal from Service	0	1	0	5	6
iii	Compulsory Retirement	0	1	0	8	9
iv	Reduction to Lower Stage	0	0	0	0	0
v	Reduction to Lower Post	0	0	0	0	0
Total		0	2	0	15	17
B: Minor Punishment						
i	Stoppage of Increment	0	0	0	2	2
ii	Withholding Promotion	0	0	0	0	0
iii	Censure/ Warning	0	2	1	16	19
Total		0	2	1	18	21
C: Other Administrative Actions (Transfer, Suspension, Supersession etc.)						
Mr. Muhammad Imran P.A to Judge (C.C.1334) has been transferred to Sukkur Bench.						
District Judiciary: (80) Officials in District Judiciary has been Transferred.						
D: Detail of Cases Against Officers/ Officials referred to Police , FIA etc.						
-NIL-						

4.9 Chart Illustrating Institution, Disposal and Balance of Cases during the year 2020

Pending	Institution	Disposal	Balance
83920	28346	27155	81684

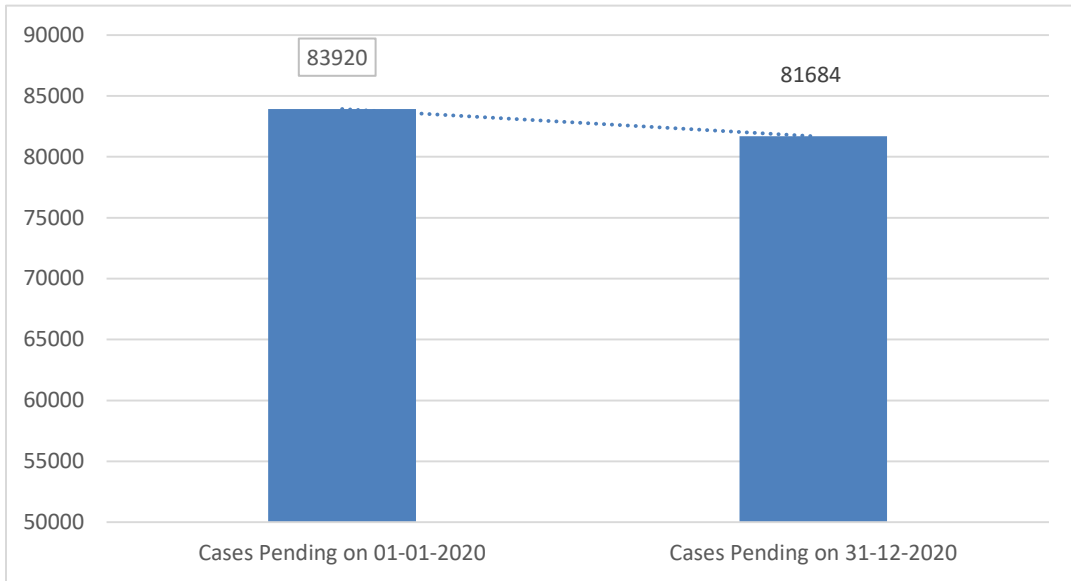


Chart illustrating a comparison between number of cases pending at beginning and end of the year 2020

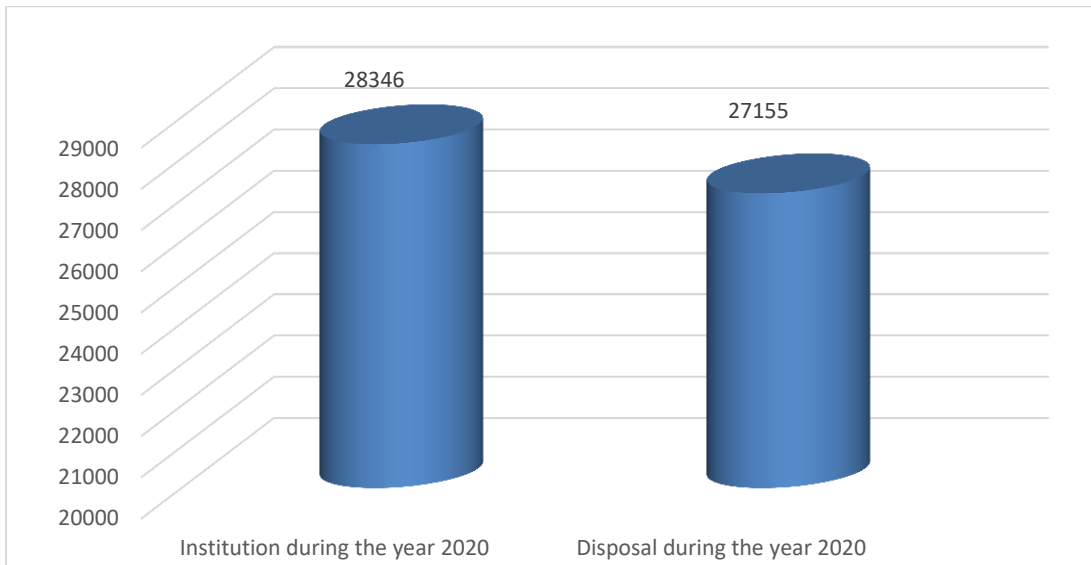


Chart illustrating a comparison between number of cases instituted and disposed of during the Year 2020

4.10 Consolidated Statement showing Institution, Disposal and Balance of Cases during the year 2020

Sr. #	Principal Seat/Benches	Pending	Institution	Disposal	Transferred/Physical Verification	Balance
1	Principal Seat, Karachi	60139	16171	15371	-1558	59381
2	Bench at Sukkur	8566	4518	5095	-1251	6738
3	Circuit Court Hyderabad	11748	4848	4563	-608	11425
4	Circuit Court Larkana	3467	2809	2126	-10	4140
Total		83920	28346	27155	-3427	81684

4.11 Category-wise Statement of Cases during the year 2020

Case Category	Pending	Institution	Disposal	Restoration/ Physical Verification	Balance
Suits	19212	2216	1146	-523	19759
J.M	840	49	12	-134	743
Civil Reference	36	2	0	0	38
Civil Appeals	12	14	6	0	20
1st Civil Appeal (SB)	343	86	69	11	371
1st Civil Appeal (DB)	488	81	79	10	500
2nd Civil Appeal	1122	295	206	-4	1207
1st Rent Appeal (FRA)	105	37	64	-7	71
Civil Revision Application	3850	634	625	-6	3853
Civil Misc. Appeal (SB)	537	120	84	-30	543
Civil Misc. Appeal (DB)	28	0	0	0	28
Review Application	0	0	0	0	0
Civil Transfer Application	79	117	92	0	104
Spl HCA/HCA (DB)	1478	250	237	14	1505
Spl. Cus R.A Spl. STRA (DB)	7603	660	2448	-103	5712
Execution Application	562	51	66	3	550
J.Misc	211	37	28	3	223
S.M.A	429	528	406	-34	517
Adm. Suit	98	4	9	4	97
Adm. Appeal	11	0	2	0	9
Insolvency	11	1	2	3	13
Divorce Petition	0	0	0	0	0
Family Transfer Appeal	1	4	1	0	4
Succession Appeal	2	5	2	0	5
J.M. Ogra	1	0	0	0	1
Election Petition	83	0	2	0	81
Election Appeal	0	0	0	0	8
I.T.R.A	3142	141	169	48	3162
Service Appeals (DB)	101	3	22	0	82
Total Civil Category Cases	40385	5339	5786	-745	39206
Criminal Cases (SB & DB)					
CONFIRMATION CASES (S.C/ATA)	277	96	100	-4	269
CRIMINAL APPEALS/JAIL APPEAL	2971	937	932	30	3006
CRIMINAL REFERENCES	13	11	13	0	11

Judicial Statistics of Pakistan, Annual Report 2020

Case Category	Pending	Institution	Disposal	Restoration/ Physical Verification	Balance
CRIMINAL REVISIONS/ CRIMINAL SUO MOTO REVISION	1210	500	498	-10	1202
CR. ORIGINAL MISC.	9	4	6	0	7
CRIMINAL ACQ. APPEALS	1558	919	848	15	1644
CR.TR. APPLICATIONS	60	343	316	1	88
CR. BAIL APPLICATIONS	1369	4695	4480	-746	838
CR. MISC. APPLICATIONS	1651	2496	1776	-239	2132
CR ACCOUNTABILITY APPEALS/ CR. ACCTT. ACQ. APPEALS	275	24	51	4	252
CR. SPECIAL ATA APPEALS/ SPL. ATA JAIL APPEALS/ SPL. ATA ACQ. APPEALS	570	242	464	92	440
SPECIAL CRIMINAL APPEALS (CUSTOMS)	122	8	19	-51	60
SPECIAL CRIMINAL REVISION (CUSTOMS)	9	17	7	0	19
SPECIAL CR.BAIL APPLICATIONS (CUSTOMS)	101	65	62	-96	8
SPECIAL CR. MISC APPLICATIONS (CUSTOMS)	18	2	5	0	15
SPL. CRIMINAL ACQ. APPEALS	48	4	47	4	9
CRIMINAL ACCTT. JAIL APPEALS	5	0	0	0	5
Total Criminal Category Cases	10266	10363	9624	-1000	10005

Writ Petitions	33256	12644	11745	-1682	32473
-----------------------	--------------	--------------	--------------	--------------	--------------

Grand Total	83907	28346	27155	-3427	81684
--------------------	--------------	--------------	--------------	--------------	--------------

4.12 Category-wise Statement of cases at the Principal Seat, High Court of Sindh during the year 2020

Case Category	Pending	Institution	Disposal	Restoration/ Physical Verification	Balance
Suits	19212	2216	1146	-523	19759
J.M	840	49	12	-134	743
Civil Reference	36	2	0	0	38
Civil Appeals	0	0	0	0	0
1st Civil Appeal (SB)	5	2	1	8	14
1st Civil Appeal (DB)	488	81	79	10	500
2nd Civil Appeal	678	221	163	-3	733
1st Rent Appeal (FRA)	92	34	58	-7	61
Civil Revision Application	553	151	147	-6	551
Civil Misc. Appeal (SB)	421	76	51	-30	416
Civil Misc. Appeal (DB)	28	0	0	0	28
Review Application	0	0	0	0	0
Civil Transfer Application	11	50	40	0	21
Spl HCA/HCA (DB)	1478	250	237	14	1505
Spl. Cus R.A Spl. STRA (DB)	7603	660	2448	-103	5712
Execution Application	561	51	66	3	549

Judicial Statistics of Pakistan, Annual Report 2020

Case Category	Pending	Institution	Disposal	Restoration/ Physical Verification	Balance
J.Misc	211	37	28	3	223
S.M.A	429	528	406	-34	517
Adm. Suit	98	4	9	4	97
Adm. Appeal	11	0	2	0	9
Insolvency	9	1	2	3	11
Divorce Petition	0	0	0	0	0
Family Transfer Appeal	0	0	0	0	0
Succession Appeal	0	0	0	0	0
J.M. Ogra	1	0	0	0	1
Election Petition	20	0	1	0	19
Election Appeal	6	1	2	0	5
I.T.R.A	3142	141	169	48	3162
Service Appeals (DB)	101	3	22	0	82
Total Civil Category Cases	36034	4558	5089	-747	34756
Criminal Cases (SB & DB)					
CONFIRMATION CASES (S.C/ATA)	72	29	25	-4	72
CRIMINAL APPEALS/JAIL APPEAL	866	327	262	-31	900
CRIMINAL REFERENCES	1	0	0	0	1
CRIMINAL REVISIONS/ CRIMINAL SUO MOTO REVISION	384	191	186	-10	379
CR. ORIGINAL MISC.	9	4	6	0	7
CRIMINAL ACQ. APPEALS	491	263	221	10	543
CR.TR. APPLICATIONS	14	78	73	0	19
CR. BAIL APPLICATIONS	222	2003	1831	-36	358
CR. MISC. APPLICATIONS	363	513	326	-97	453
CR ACCOUNTABILITY APPEALS/ CR. ACCTT. ACQ. APPEALS	275	24	51	4	252
CR. SPECIAL ATA APPEALS/ SPL. ATA JAIL APPEALS/ SPL. ATA ACQ. APPEALS	388	219	421	92	278
SPECIAL CRIMINAL APPEALS (Customs)	122	8	19	-51	60
SPECIAL CRIMINAL REVISION (Customs)	9	17	7	0	19
SPECIAL CR.BAIL APPLICATIONS (Customs)	101	65	62	-96	8
SPECIAL CR. MISC APPLICATIONS (Customs)	18	2	5	0	15
SPL. CRIMINAL ACQ. APPEALS	48	4	47	4	9
CRIMINAL ACCTT. JAIL APPEALS	5	0	0	0	5
Total Criminal Category Cases	3388	3747	3542	-215	3378
Writ Petitions	20717	7866	6740	-596	21247
Grand Total	60139	16171	15371	-1558	59381

4.13 Category-wise Statement of Cases at Sukkur Bench during the year 2020

Case Category	Pending	Institution	Disposal	Restoration/ Physical Verification	Balance
Suits	0	0	0	0	0
J.M	0	0	0	0	0
Civil Reference	0	0	0	0	0
Civil Appeals	0	0	0	0	0
1st Civil Appeal (SB)	103	47	33	3	120
1st Civil Appeal (DB)	0	0	0	0	0
2nd Civil Appeal	26	1	4	0	23
1st Rent Appeal (FRA)	0	0	0	0	0
Civil Revision Application	1015	217	271	1	962
Civil Misc. Appeal (SB)	30	9	17	0	22
Civil Misc. Appeal (DB)	0	0	0	0	0
Review Application	0	0	0	0	0
Civil Transfer Application	34	32	32	0	34
Spl HCA/HCA (DB)	0	0	0	0	0
Spl. Cus R.A Spl. STRA (DB)	0	0	0	0	0
Execution Application	1	0	0	0	1
J.Misc	0	0	0	0	0
S.M.A	0	0	0	0	0
Adm. Suit	0	0	0	0	0
Adm. Appeal	0	0	0	0	0
Insolvency	2	0	0	0	2
Divorce Petition	0	0	0	0	0
Family Transfer Appeal	0	0	0	0	0
Succession Appeal	0	0	0	0	0
J.M. Ogra	0	0	0	0	0
Election Petition	37	0	0	0	37
Election Appeal	0	0	0	0	0
I.T.R.A	0	0	0	0	0
Service Appeals (DB)	0	0	0	0	0
Total Civil Category Cases	1248	306	357	4	1201
Criminal Cases (SB & DB)					
CONFIRMATION CASES (S.C/ATA)	45	6	19	0	32
CRIMINAL APPEALS/JAIL APPEAL	363	116	148	66	397
CRIMINAL REFERENCES	1	0	0	0	1
CRIMINAL REVISIONS/ CRIMINAL SUO MOTO REVISION	224	114	127	0	211
CR. ORIGINAL MISC.	0	0	0	0	0
CRIMINAL ACQ. APPEALS	337	165	176	6	332
CR.TR. APPLICATIONS	18	128	119	1	28
CR. BAIL APPLICATIONS	406	874	858	-254	168
CR. MISC. APPLICATIONS	417	815	782	12	462
CR ACCOUNTABILITY APPEALS/ CR. ACCTT. ACQ. APPEALS	0	0	0	0	0
CR. SPECIAL ATA APPEALS/ SPL. ATA JAIL APPEALS/ SPL. ATA ACQ. APPEALS	94	8	35	0	67
SPECIAL CRIMINAL APPEALS (Customs)	0	0	0	0	0

Judicial Statistics of Pakistan, Annual Report 2020

Case Category	Pending	Institution	Disposal	Restoration/ Physical Verification	Balance
SPECIAL CRIMINAL REVISION (Customs)	0	0	0	0	0
SPECIAL CR.BAIL APPLICATIONS (Customs)	0	0	0	0	0
SPECIAL CR. MISC APPLICATIONS (Customs)	0				0
SPL. CRIMINAL ACQ. APPEALS	0				0
CRIMINAL ACCTT. JAIL APPEALS	0	0	0	0	0
Total Criminal Category Cases	1905	2226	2264	-169	1698

Writ Petitions	5413	1986	2474	-1086	3839
-----------------------	-------------	-------------	-------------	--------------	-------------

Grand Total	8566	4518	5095	-1251	6738
--------------------	-------------	-------------	-------------	--------------	-------------

4.14 Category-wise Statement of Cases at Larkana Bench during the year 2020

Case Category	Pending	Institution	Disposal	Restoration/ Physical Verification	Balance
Suits	0	0	0	0	0
J.M	0	0	0	0	0
Civil Reference	0	0	0	0	0
Civil Appeals	12	14	6	0	20
1st Civil Appeal (SB)	21	13	6	0	28
1st Civil Appeal (DB)	0	0	0	0	0
2nd Civil Appeal	28	2	6	-1	23
1st Rent Appeal (FRA)	0	0	0	0	0
Civil Revision Application	400	97	51	-1	445
Civil Misc. Appeal (SB)	3	1	1	0	3
Civil Misc. Appeal (DB)	0	0	0	0	0
Review Application	0	0	0	0	0
Civil Transfer Application	1	10	7	0	4
Spl HCA/HCA (DB)	0	0	0	0	0
Spl. Cus R.A Spl. STRA (DB)	0	0	0	0	0
Execution Application	0	0	0	0	0
J.Misc	0	0	0	0	0
S.M.A	0	0	0	0	0
Adm. Suit	0	0	0	0	0
Adm. Appeal	0	0	0	0	0
Insolvency	0	0	0	0	0
Divorce Petition	0	0	0	0	0
Family Transfer Appeal	1	4	1	0	4
Succession Appeal	2	5	2	0	5
J.M. Ogra	0	0	0	0	0
Election Petition	0	0	0	0	0
Election Appeal	3	0	3	0	0
I.T.R.A	0	0	0	0	0
Service Appeals (DB)	0	0	0	0	0
Total Civil Category Cases	471	146	83	-2	532

Judicial Statistics of Pakistan, Annual Report 2020

Case Category	Pending	Institution	Disposal	Restoration/ Physical Verification	Balance
Criminal Cases (SB & DB)					
CONFIRMATION CASES (S.C/ATA)	61	36	8	0	89
CRIMINAL APPEALS/JAIL APPEAL	647	222	182	-5	682
CRIMINAL REFERENCES	11	11	13	0	9
CRIMINAL REVISIONS/ CRIMINAL SUO MOTO REVISION	148	86	75	0	159
CR. ORIGINAL MISC.	0	0	0	0	0
CRIMINAL ACQ. APPEALS	127	115	85	-1	156
CR.TR. APPLICATIONS	13	79	65	0	27
CR. BAIL APPLICATIONS	96	698	627	0	167
CR. MISC. APPLICATIONS	127	418	282	-2	261
CR ACCOUNTABILITY APPEALS/ CR. ACCTT. ACQ. APPEALS	0	0	0	0	0
CR. SPECIAL ATA APPEALS/ SPL. ATA JAIL APPEALS/ SPL. ATA ACQ. APPEALS	0	0	0	0	0
SPECIAL CRIMINAL APPEALS (Customs)	0	0	0	0	0
SPECIAL CRIMINAL REVISION (Customs)	0	0	0	0	0
SPECIAL CR.BAIL APPLICATIONS (Customs)	0	0	0	0	0
SPECIAL CR. MISC APPLICATIONS (Customs)	0				0
SPL. CRIMINAL ACQ. APPEALS	0				0
CRIMINAL ACCTT. JAIL APPEALS	0	0	0	0	0
Total Criminal Category Cases	1230	1665	1337	-8	1550
Writ Petitions	1766	998	706	0	2058
Grand Total	3467	2809	2126	-10	4140

4.15 Category-wise Statement of Cases at Hyderabad Bench during the Year 2020

Case Category	Pending	Institution	Disposal	Restoration/ Physical Verification	Balance
Suits	0	0	0	0	0
J.M	0	0	0	0	0
Civil Reference	0	0	0	0	0
Civil Appeals	0	0	0	0	0
1st Civil Appeal (SB)	214	24	29	0	209
1st Civil Appeal (DB)	0	0	0	0	0
2nd Civil Appeal	390	71	33	0	428
1st Rent Appeal (FRA)	13	3	6	0	10
Civil Revision Application	1882	169	156	0	1895
Civil Misc. Appeal (SB)	83	34	15	0	102
Civil Misc. Appeal (DB)	0	0	0	0	0
Review Application	0	0	0	0	0
Civil Transfer Application	33	25	13	0	45
Spl HCA/HCA (DB)	0	0	0	0	0

Judicial Statistics of Pakistan, Annual Report 2020

Case Category	Pending	Institution	Disposal	Restoration/ Physical Verification	Balance
Spl. Cus R.A Spl. STRA (DB)	0	0	0	0	0
Execution Application	0	0	0	0	0
J.Misc	0	0	0	0	0
S.M.A	0	0	0	0	0
Adm. Suit	0	0	0	0	0
Adm. Appeal	0	0	0	0	0
Insolvency	0	0	0	0	0
Divorce Petition	0	0	0	0	0
Family Transfer Appeal	0	0	0	0	0
Succession Appeal	0	0	0	0	0
J.M. Ogra	0	0	0	0	0
Election Petition	26	0	1	0	25
Election Appeal	4	3	4	0	3
I.T.R.A	0	0	0	0	0
Service Appeals (DB)	0	0	0	0	0
Total Civil Category Cases	2645	329	257	0	2717
Criminal Cases (SB & DB)					
CONFIRMATION CASES (S.C/ATA)	99	25	48	0	76
CRIMINAL APPEALS/JAIL APPEAL	1095	272	340	0	1027
CRIMINAL REFERENCES	0	0	0	0	0
CRIMINAL REVISIONS/ CRIMINAL SUO MOTO REVISION	454	109	110	0	453
CR. ORIGINAL MISC.	0	0	0	0	0
CRIMINAL ACQ. APPEALS	603	376	366	0	613
CR.TR. APPLICATIONS	15	58	59	0	14
CR. BAIL APPLICATIONS	645	1120	1164	-456	145
CR. MISC. APPLICATIONS	744	750	386	-152	956
CR ACCOUNTABILITY APPEALS/ CR. ACCTT. ACQ. APPEALS	0	0	0	0	0
CR. SPECIAL ATA APPEALS/ SPL. ATA JAIL APPEALS/ SPL. ATA ACQ. APPEALS	88	15	8	0	95
SPECIAL CRIMINAL APPEALS (Customs)	0	0	0	0	0
SPECIAL CRIMINAL REVISION (Customs)	0	0	0	0	0
SPECIAL CR.BAIL APPLICATIONS (Customs)	0	0	0	0	0
SPECIAL CR. MISC APPLICATIONS (Customs)	0				0
SPL. CRIMINAL ACQ. APPEALS	0				0
CRIMINAL ACCTT. JAIL APPEALS	0	0	0	0	0
Total Criminal Category Cases	3743	2725	2481	-608	3379
Writ Petitions	5360	1794	1825	0	5329
Grand Total	11748	4848	4563	-608	11425

4.16 Statement of Appeals/References arising out of Death Sentences during the year 2020

Sr. #	Bench Name	Pending	Institution	Transferred		Disposal	Physical Verification	Balance
				In	Out			
1	Karachi	149	60	0	0	0	61	148
2	Sukkur	95	10	0	0	0	8	97
3	Hyderabad	99	25	0	0	0	48	76
4	Larkana	70	42	0	0	0	14	98
Total		413	137	0	0	0	131	419

4.17 Statement of Appeals arising out of Sentences of Life Imprisonment during the year 2020

Sr. #	Bench Name	Pending	Institution	Transferred		Disposal	Physical Verification	Balance
				In	Out			
1	Karachi	439	152	0	0	0	162	429
2	Sukkur	179	35	0	0	0	20	194
3	Hyderabad	411	123	0	0	0	104	430
4	Larkana	349	80	0	0	0	90	339
Total		1378	390	0	0	0	376	1392

4.18 Statement of Appeals arising out of Sentences of Seven Years and above but below life imprisonment during the year 2020

Sr. #	Bench Name	Pending	Institution	Transferred		Disposal	Physical Verification	Balance
				In	Out			
1	Karachi	720	339	0	0	0	495	564
2	Sukkur	126	55	0	0	0	48	133
3	Hyderabad	69	53	0	0	0	46	76
4	Larkana	55	243	0	0	0	72	226
Total		970	690	0	0	0	661	999

4.19 Institution, Disposal and Balance of Cases in during the last 10 years.

Consolidated Statement

Year	Pending	Institution	Disposal	Balance
2010	30485	28020	21834	36454
2011	36454	29442	20252	45689
2012	45689	28304	19714	54290
2013	54290	30368	18155	66475
2014	66475	34814	26747	70046
2015	70046	38283	30038	80093
2016	80093	39702	35095	85835
2017	85835	42762	35759	93039
2018	93039	39503	42443	87120
2019	87120	36162	39917	83920

Principal Seat, Karachi

Year	Pending	Institution	Disposal	Balance
2010	22413	12948	10513	24705
2011	24705	12947	10736	26965
2012	26965	12139	8090	31025
2013	31025	13855	7068	37783
2014	37783	17333	11739	39729
2015	39729	19238	13406	47012
2016	47012	18560	15329	52165
2017	52165	21423	14909	58376
2018	58376	21036	19674	57055
2019	57055	19736	17346	60139

Bench at Sukkur

Year	Pending	Institution	Disposal	Balance
2010	2765	5461	4339	3854
2011	3854	6064	3486	6432
2012	6432	5950	4274	8108
2013	8108	6138	4098	10149
2014	10149	6274	5476	10624
2015	10624	7165	7681	10108
2016	10108	8045	6483	11670
2017	11670	8068	8912	11047
2018	11407	5913	7129	10605
2019	10605	5134	7110	8566

Circuit Court, Hyderabad

Year	Pending	Institution	Disposal	Balance
2010	3898	5556	3732	5722
2011	5722	5901	3259	8364
2012	8364	6395	4637	10122
2013	10122	6485	4315	12292
2014	12292	7019	5503	13808
2015	13808	7324	5535	15597
2016	15597	8621	8629	15589
2017	15589	9187	7735	17041
2018	17041	8890	10082	15849
2019	15849	7526	11627	11748

Circuit Court, Larkana

Year	Pending	Institution	Disposal	Balance
2010	1409	4055	3250	2173
2011	2173	4530	2771	3928
2012	3928	3820	2713	5035
2013	5035	3890	2674	6251
2014	6251	4188	4029	5885
2015	5885	4556	3416	7376
2016	7376	4475	4654	6411
2017	6411	4084	4203	6215
2018	6215	3664	5558	3611
2019	3611	3766	3834	3467

4.20 Age-wise pendency of cases

	up to 31-12- 2010	Number of cases pending that were instituted during the year										Total Pendency as on 31-12-2020
		2011	2012	2013	2014	2015	2016	2017	2018	2019	2020	
Criminal Cases	344	267	239	251	153	246	277	445	815	2504	4464	10005
Civil Cases	10766	1857	1979	2606	3533	4352	5711	8024	9088	11043	12720	71679
Total	11110	2124	2218	2857	3686	4598	5988	8469	9903	13547	17184	81684

**District Judiciary
Sindh**

4.21 District-wise Sanctioned and Working Strength of Judicial Officers in Sindh as on 31-12- 2020

Name of Districts	District & Sessions Judges			Additional District & Sessions Judges			Senior Civil Judges			Civil Judges/Judicial Magistrates/ Family Judges etc.			Total		
	Sanctioned Strength	Working Strength	Vacant Posts	Sanctioned Strength	Working Strength	Vacant Posts	Sanctioned Strength	Working Strength	Vacant Posts	Sanctioned Strength	Working Strength	Vacant Posts	Sanctioned Strength	Working Strength	Vacant Posts
South	1	1	0	12	11	1	15	14	1	27	26	1	55	52	3
West	1	1	0	12	9	3	17	17	0	25	25	0	55	52	3
East	1	1	0	14	11	3	13	13	0	33	31	2	61	56	5
Central	1	1	0	7	6	1	12	12	0	18	17	1	38	36	2
Malir	1	1	0	5	5	0	4	4	0	13	13	0	23	23	0
Hyderabad	1	1	0	10	8	2	8	8	0	13	13	0	32	30	2
Thatta	1	1	0	3	3	0	2	2	0	9	7	2	15	13	2
Badin	1	1	0	3	2	1	3	3	0	7	7	0	14	13	1
Dadu	1	1	0	6	4	2	5	5	0	12	9	3	24	19	5
Jamshoro	1	1	0	3	3	0	3	3	0	7	6	1	14	13	1
Tharparkar	1	1	0	2	1	1	2	2	0	6	6	0	11	10	1
Mirpurkhas	1	1	0	2	2	0	4	4	0	8	7	1	15	14	1
Umerkot	1	1	0	2	1	1	2	2	0	7	6	1	12	10	2
Sangher	1	1	0	6	5	1	5	5	0	9	9	0	21	20	1
Naushahro Feroze	1	1	0	5	5	0	6	6	0	11	11	0	23	23	0
Shaheed Benazirabad	1	1	0	6	4	2	3	3	0	12	12	0	22	20	2
Sukkur	1	1	0	6	6	0	5	5	0	8	6	2	20	18	2
Khairpur	1	1	0	6	6	0	5	5	0	18	18	0	30	30	0
Ghotki	1	1	0	7	6	1	3	3	0	8	8	0	19	18	1
Larkana	1	0	1	8	6	2	5	5	0	10	8	2	24	19	5
Kamber Shahdadkot	1	0	1	4	3	1	3	3	0	9	9	0	17	15	2
Shikarpur	1	1	0	5	2	3	2	2	0	12	12	0	20	17	3
Jacoabad	1	1	0	3	2	1	2	2	0	5	5	0	11	10	1
Kashmore @ Kandhkot	1	1	0	3	2	1	2	2	0	6	5	1	12	10	2
Tando Allahyar	1	1	0	2	1	1	2	2	0	6	5	1	11	9	2
Tando M. Khan	1	1	0	2	2	0	2	2	0	5	4	1	10	9	1
Matiari	1	1	0	2	2	0	2	2	0	7	6	1	12	11	1
Total	27	25	2	146	118	28	137	136	1	311	291	20	621	570	51

4.22 Chart illustrating Institution, Disposal and Balance of Cases in the District Judiciary during the year 2020

Pending	Institution	Disposal	Balance
93960	304719	288443	115815

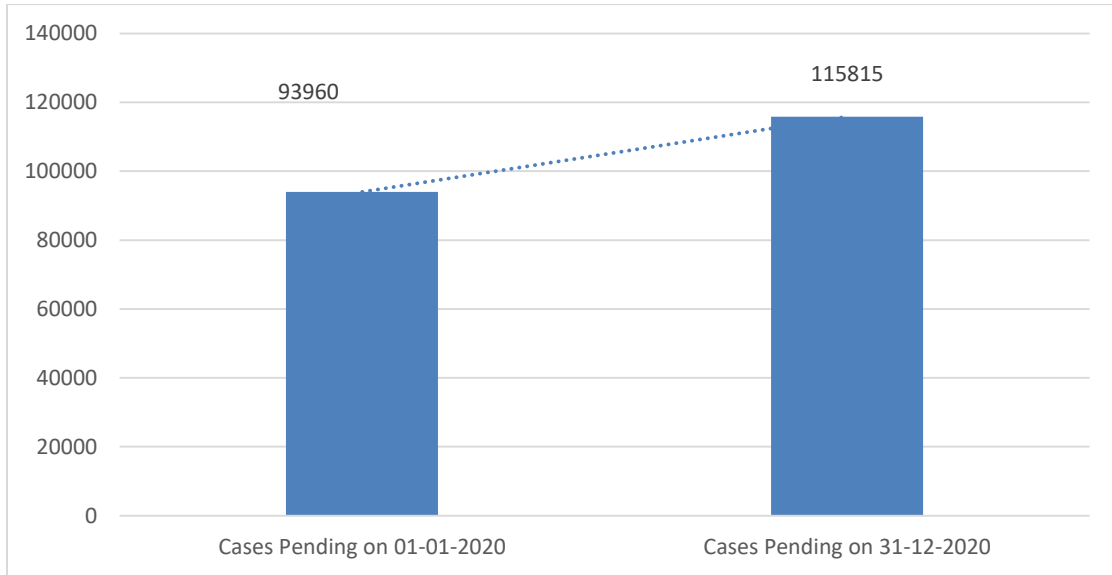


Chart illustrating a comparison between number of cases pending at beginning and end of the year 2020

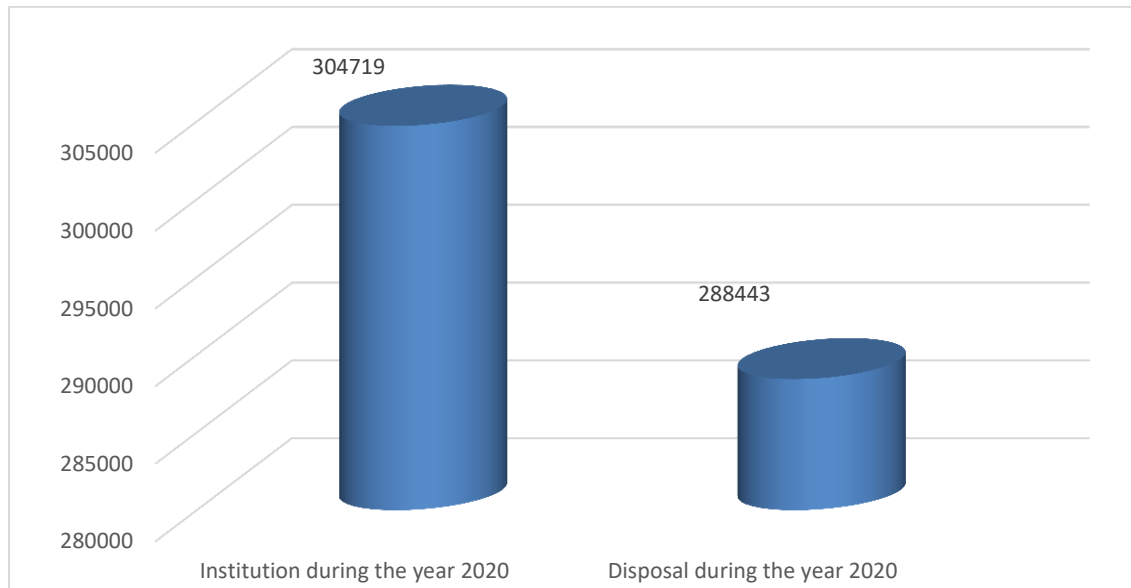


Chart illustrating a comparison between number of cases instituted and disposed of during the Year 2020

4.23 District-wise statement of Cases during the year 2020

Sr. #	District	Pending	Institution	Transferred		Disposal	Balance
				In	Out		
1	South	11033	23242	75	1	21054	13295
2	West	10381	25063	0	26	23659	12220
3	East	15322	28323	0	13	25016	19075
4	Central	9197	19590	3	0	17691	11352
5	Malir	6764	24904	1	0	22977	8930
6	Hyderabad	7775	17255	17	0	16968	8320
7	Thatta	1613	8263	0	2	7677	2290
8	Badin	1362	7626	4	0	7042	2033
9	Dadu	1311	9496	5	0	9630	1484
10	Jamshoro	905	5820	0	11	5618	1187
11	Tharparkar	399	2828	0	0	2590	648
12	Mirpurkhas	1728	7126	1	0	7080	1861
13	Umerkot	574	4247	0	6	3863	982
14	Sanghar	2323	9097	0	8	9247	2306
15	Naushahro Feroze	2354	12025	8	0	11252	3332
16	Shaheed Benazirabad	3416	11085	0	9	10171	4432
17	Sukkur	3452	11126	0	57	10862	3726
18	Khairpur	4257	18084	22	0	16908	5810
19	Ghotki	2690	11293	0	4	11288	3010
20	Larkana	1661	9448	24	0	9438	2136
21	Kamber Shahdadt	1099	5795	0	2	6097	1231
22	Shikarpur	1272	7988	0	4	8034	1770
23	Jacobabad	933	5014	0	3	5121	1032
24	Kashmore @ Kandhkot	492	8402	0	1	8488	626
25	Tando Allahyar	676	3404	0	2	3060	1044
26	Tando M. Khan	382	3615	0	0	3257	801
27	Matitari	589	4560	0	1	4355	882
Total		93960	304719	160	150	288443	115815

4.24 District-wise statement of Civil Cases during the year 2020

Sr. #	District	Pending	Institution	Transferred		Disposal	Balance
				In	Out		
1	South	6024	7254	3	1	6415	6865
2	West	6126	7478	0	23	7439	6393
3	East	9399	10157	0	1	8549	11260
4	Central	5863	6993	0	1	6147	6856
5	Malir	4144	4051	0	0	3407	4883
6	Hyderabad	5083	5276	0	1	4818	5645
7	Thatta	767	1174	0	0	1047	938
8	Badin	910	1341	0	1	1205	1073
9	Dadu	805	1771	1	0	1850	756
10	Jamshoro	457	1215	0	6	1070	620
11	Tharparkar	252	417	0	0	390	287
12	Mirpurkhas	1320	1878	0	0	1830	1413
13	Umerkot	396	745	0	0	666	487
14	Sanghar	1281	2287	1	0	2200	1404

Judicial Statistics of Pakistan, Annual Report 2020

Sr. #	District	Pending	Institution	Transferred		Disposal	Balance
				In	Out		
15	Naushahro Feroze	1556	2533	0	0	2132	2022
16	Shaheed Benazirabad	1387	1854	0	0	1590	1686
17	Sukkur	1513	2341	0	0	2019	1851
18	Khairpur	2257	3716	0	0	3057	3007
19	Ghotki	1484	1519	0	0	1603	1468
20	Larkana	826	2626	1	0	2456	1031
21	Kamber Shahdadkot	501	792	0	0	754	550
22	Shikarpur	460	1233	0	0	1131	594
23	Jacobabad	251	510	0	0	485	289
24	Kashmore @ Kandhkot	189	1038	0	0	991	251
25	Tando Allahyar	525	822	0	2	709	650
26	Tando M. Khan	269	634	0	0	533	394
27	Matiari	289	889	0	0	826	378
Total		54334	72544	6	36	65319	63051

4.25 District-wise statement of Criminal Cases during the year 2020

Sr. #	District	Pending	Institution	Transferred		Disposal	Balance
				In	Out		
1	South	5009	15988	72	0	14639	6430
2	West	4255	17585	0	3	16220	5827
3	East	5923	18166	0	12	16467	7815
4	Central	3334	12597	4	0	11544	4496
5	Malir	2620	20853	1	0	19570	4047
6	Hyderabad	2692	11979	18	0	12150	2675
7	Thatta	846	7089	0	2	6630	1352
8	Badin	452	6285	5	0	5837	960
9	Dadu	506	7725	4	0	7780	728
10	Jamshoro	448	4605	0	5	4548	567
11	Tharparkar	147	2411	0	0	2200	361
12	Mirpurkhas	408	5248	1	0	5250	448
13	Umerkot	178	3496	0	0	3197	495
14	Sangher	1042	6810	0	9	7047	902
15	Naushahro Feroze	798	9492	8	0	9120	1310
16	Shaheed Benazirabad	2029	9231	0	9	8581	2746
17	Sukkur	1939	8785	0	57	8843	1875
18	Khairpur	2000	14368	22	0	13851	2803
19	Ghotki	1206	9774	0	4	9685	1542
20	Larkana	835	6822	23	0	6982	1105
21	Kamber Shahdadkot	598	5003	0	2	5343	681
22	Shikarpur	812	6755	0	4	6903	1176
23	Jacobabad	682	4504	0	3	4636	743
24	Kashmore @ Kandhkot	303	7364	0	1	7497	375
25	Tando Allahyar	151	2582	0	0	2351	394
26	Tando M. Khan	113	2981	0	0	2724	407
27	Matiari	300	3671	0	1	3529	504
Total		39626	232169	158	112	223124	52764

4.26 District-wise statement of Rent cases during the year 2020

Sr. #	District	Pending	Institution	Transferred		Disposal	Balance
				In	Out		
1	South	838	806	0	0	544	1100
2	West	252	180	0	0	175	261
3	East	671	454	0	0	403	752
4	Central	568	413	0	0	385	605
5	Malir	102	72	0	0	75	99
6	Hyderabad	137	142	0	0	116	165
7	Thatta	1	9	0	0	1	9
8	Badin	7	8	0	0	4	11
9	Dadu	2	7	0	0	5	4
10	Jamshoro	1	2	0	0	2	1
11	Tharparkar	0	1	0	0	1	0
12	Mirpurkhas	27	10	0	0	17	20
13	Umerkot	1	1	0	0	1	1
14	Sanghar	7	9	0	0	13	3
15	Naushahro Feroze	27	11	0	0	34	4
16	Shaheed Benazirabad	8	60	0	0	8	60
17	Sukkur	25	33	0	0	21	37
18	Khairpur	3	5	0	0	3	5
19	Ghotki	1	33	0	0	34	1
20	Larkana	11	15	0	0	18	8
21	Kamber Shahdadt	1	0	0	0	1	0
22	Shikarpur	4	4	0	0	1	7
23	Jacobabad	2	4	0	0	2	4
24	Kashmore @ Kandhkot	0	2	0	0	2	0
25	Tando Allahyar	10	7	0	0	7	10
26	Tando M. Khan	4	4	0	0	4	4
27	Matiyari	3	9	0	0	10	3
Total		2713	2301	0	0	1887	3174

4.27 District-wise statement of Hudood cases during the year 2020

Sr. #	District	Pending	Institution	Transferred		Disposal	Balance
				In	Out		
1	South	50	135	0	0	96	89
2	West	3	6	0	0	7	2
3	East	4	2	0	0	6	0
4	Central	16	49	0	0	45	20
5	Malir	18	60	0	0	67	12
6	Hyderabad	118	297	0	1	277	153
7	Thatta	37	553	0	0	495	99
8	Badin	0	1	0	0	2	0
9	Dadu	3	29	0	0	32	4
10	Jamshoro	12	62	0	0	55	22
11	Tharparkar	8	195	0	0	160	43
12	Mirpurkhas	19	311	0	1	316	15
13	Umerkot	6	203	0	0	172	37
14	Sanghar	43	376	0	12	377	38

Sr. #	District	Pending	Institution	Transferred		Disposal	Balance
				In	Out		
15	Naushahro Feroze	35	133	0	0	130	44
16	Shaheed Benazirabad	78	360	0	1	301	142
17	Sukkur	31	60	0	1	43	48
18	Khairpur	38	149	2	0	150	44
19	Ghotki	8	46	0	0	44	11
20	Larkana	26	55	0	0	76	21
21	Kamber Shahdadt	10	56	0	0	78	11
22	Shikarpur	9	33	0	0	61	8
23	Jacobabad	9	39	0	0	52	5
24	Kashmore @ Kandhkot	1	22	0	1	22	2
25	Tando Allahyar	2	153	0	2	127	27
26	Tando M. Khan	11	248	0	1	200	63
27	Matitari	5	42	0	0	41	6
Total		600	3675	2	20	3432	966

4.28 District-wise statement of Civil Appeals (in the Courts of District Judge+Additional District Judge) during the year 2020

Sr. #	District	Pending	Institution	Transferred		Disposal	Balance
				In	Out		
1	South	561	184	0	0	409	336
2	West	574	425	0	25	399	580
3	East	456	213	0	0	307	371
4	Central	271	180	0	0	204	253
5	Malir	242	98	0	0	91	253
6	Hyderabad	636	178	0	0	228	599
7	Thatta	105	75	0	0	78	107
8	Badin	2	65	0	0	23	46
9	Dadu	45	112	0	0	80	77
10	Jamshoro	25	66	0	2	56	34
11	Tharparkar	6	25	0	0	16	15
12	Mirpurkhas	70	58	0	0	57	71
13	Umerkot	21	48	0	0	30	40
14	Sangher	212	102	0	0	152	165
15	Naushahro Feroze	378	122	0	0	209	309
16	Shaheed Benazirabad	90	56	0	0	86	61
17	Sukkur	116	131	0	0	120	127
18	Khairpur	197	115	0	0	83	234
19	Ghotki	223	71	0	0	83	215
20	Larkana	94	145	0	0	139	103
21	Kamber Shahdadt	41	13	0	0	18	39
22	Shikarpur	42	33	0	0	26	52
23	Jacobabad	2	30	0	0	14	18
24	Kashmore @ Kandhkot	9	51	0	0	43	17
25	Tando Allahyar	26	44	0	0	11	59
26	Tando M. Khan	3	32	0	0	15	20
27	Matitari	52	57	0	0	57	54
Total		4499	2729	0	27	3034	4255

4.29 District-wise statement of Criminal Appeals (in the Courts of District Judge+Additional District Judge) during the year 2020

Sr. #	District	Pending	Institution	Transferred		Disposal	Balance
				In	Out		
1	South	29	36	0	0	39	26
2	West	43	49	0	0	50	42
3	East	31	60	0	0	42	50
4	Central	26	42	1	0	52	17
5	Malir	1	10	0	1	5	5
6	Hyderabad	11	23	0	0	21	13
7	Thatta	5	3	0	0	7	1
8	Badin	3	10	0	0	11	2
9	Dadu	6	27	0	0	27	7
10	Jamshoro	1	4	0	0	5	0
11	Tharparkar	2	8	0	0	5	5
12	Mirpurkhas	5	13	0	0	11	7
13	Umerkot	5	8	0	0	7	6
14	Sangher	5	16	0	0	17	4
15	Naushahro Feroze	18	24	0	0	30	15
16	Shaheed Benazirabad	17	6	0	0	2	21
17	Sukkur	23	13	0	0	27	9
18	Khairpur	15	12	0	0	9	18
19	Ghotki	23	14	0	0	15	22
20	Larkana	6	12	0	0	16	2
21	Kamber Shahdadt	10	9	0	0	7	12
22	Shikarpur	15	4	0	0	6	13
23	Jacobabad	2	1	0	0	1	2
24	Kashmore @ Kandhkot	0	7	0	0	6	1
25	Tando Allahyar	0	5	0	0	4	1
26	Tando M. Khan	1	3	0	0	3	1
27	Matiali	5	7	0	0	8	4
Total		308	426	1	1	433	306

4.30 District-wise statement of Murder cases during the year 2020

Sr. #	District	Pending	Institution	Transferred		Disposal	Balance
				In	Out		
1	South	109	52	0	0	99	62
2	West	281	75	0	0	111	257
3	East	131	45	0	0	97	100
4	Central	60	38	7	0	54	55
5	Malir	37	49	1	0	51	49
6	Hyderabad	188	35	0	7	106	127
7	Thatta	76	30	0	0	38	72
8	Badin	11	16	6	0	21	14
9	Dadu	62	52	6	0	76	77
10	Jamshoro	20	21	0	2	21	30
11	Tharparkar	1	6	1	0	5	3
12	Mirpurkhas	5	34	27	0	46	25

Sr. #	District	Pending	Institution	Transferred		Disposal	Balance
				In	Out		
13	Umerkot	3	12	2	0	9	8
14	Sanghar	90	15	24	0	82	78
15	Naushahro Feroze	65	45	2	0	38	83
16	Shaheed Benazirabad	59	19	31	0	74	46
17	Sukkur	271	73	0	31	170	170
18	Khairpur	266	37	66	0	93	308
19	Ghotki	160	52	6	0	120	148
20	Larkana	136	98	6	0	167	133
21	Kamber Shahdadt	108	56	4	0	185	69
22	Shikarpur	121	125	0	2	279	126
23	Jacobabad	105	66	0	0	111	124
24	Kashmore @ Kandhkot	49	165	3	0	174	67
25	Tando Allahyar	9	8	0	0	2	17
26	Tando M. Khan	5	8	2	0	7	12
27	Matari	6	15	8	0	11	24
Total		2434	1247	202	42	2247	2284

4.31 District-wise statement of Civil Revisions (courts of District and Addl. District Judge) during the year 2020

Sr. #	District	Pending	Institution	Transferred		Disposal	Balance
				In	Out		
1	South	76	81	0	0	115	42
2	West	38	67	0	1	52	52
3	East	30	120	0	0	118	39
4	Central	21	61	0	0	51	34
5	Malir	53	62	0	0	76	42
6	Hyderabad	105	107	0	0	110	105
7	Thatta	6	15	0	0	15	8
8	Badin	1	50	0	0	38	13
9	Dadu	2	34	0	0	31	5
10	Jamshoro	0	16	0	0	11	5
11	Tharparkar	1	2	0	0	3	0
12	Mirpurkhas	23	26	0	0	28	21
13	Umerkot	1	15	0	0	14	2
14	Sanghar	10	34	0	0	32	12
15	Naushahro Feroze	31	29	1	0	35	27
16	Shaheed Benazirabad	10	29	0	0	24	15
17	Sukkur	23	50	0	0	50	23
18	Khairpur	43	47	0	0	28	62
19	Ghotki	31	19	0	0	25	25
20	Larkana	2	53	0	0	39	16
21	Kamber Shahdadt	0	5	0	0	3	2
22	Shikarpur	1	24	0	0	9	16
23	Jacobabad	0	4	0	0	4	0
24	Kashmore @ Kandhkot	1	18	0	0	15	4
25	Tando Allahyar	8	16	0	0	17	7

Sr. #	District	Pending	Institution	Transferred		Disposal	Balance
				In	Out		
26	Tando M. Khan	0	14	0	0	9	5
27	Matiari	3	15	0	0	13	6
Total		520	1013	1	1	965	588

4.32 District-wise statement of Criminal Revision (in the Courts of Sessions Judge and Addl. Sessions Judge) during the year 2020

Sr. #	District	Pending	Institution	Transferred		Disposal	Balance
				In	Out		
1	South	27	130	0	0	107	51
2	West	17	59	0	0	55	22
3	East	19	89	0	0	67	41
4	Central	12	37	0	0	46	3
5	Malir	6	34	0	0	32	9
6	Hyderabad	13	49	0	0	55	7
7	Thatta	2	17	0	0	20	1
8	Badin	2	25	0	0	26	1
9	Dadu	1	18	0	0	16	3
10	Jamshoro	3	28	0	0	27	4
11	Tharparkar	1	14	0	0	8	7
12	Mirpurkhas	1	30	0	0	26	5
13	Umerkot	1	14	0	0	11	4
14	Sanghar	4	29	0	0	28	5
15	Naushahro Feroze	6	32	0	0	25	13
16	Shaheed Benazirabad	5	27	0	0	19	13
17	Sukkur	12	25	0	0	28	9
18	Khairpur	7	38	0	0	36	9
19	Ghotki	6	38	0	0	31	13
20	Larkana	1	19	0	0	15	5
21	Kamber Shahdadkot	1	13	0	0	11	3
22	Shikarpur	3	20	0	0	18	5
23	Jacoabad	2	10	0	0	10	2
24	Kashmore @ Kandhkot	0	15	0	0	15	0
25	Tando Allahyar	0	14	0	0	10	4
26	Tando M. Khan	0	8	0	0	7	1
27	Matiari	3	14	0	0	14	3
Total		155	846	0	0	763	243

4.33 District-wise statement of cases Carrying Sentence of Seven Years or More Imprisonment up to Death Sentence during the year 2020

Sr. #	District	Pending	Institution	Transferred		Disposal	Balance
				In	Out		
1	South	2137	2206	60	0	2044	2359
2	West	2065	2268	0	13	1866	2454
3	East	594	349	3	5	340	601
4	Central	1942	1975	4	0	1316	2605
5	Malir	1317	1403	27	0	742	2005
6	Hyderabad	1092	1284	7	0	1048	1335

Judicial Statistics of Pakistan, Annual Report 2020

Sr. #	District	Pending	Institution	Transferred		Disposal	Balance
				In	Out		
7	Thatta	528	2028	0	4	1573	979
8	Badin	124	664	5	0	353	440
9	Dadu	257	741	1	0	647	352
10	Jamshoro	143	419	0	0	395	167
11	Tharparkar	73	131	0	0	135	69
12	Mirpurkhas	213	1008	0	0	963	258
13	Umerkot	104	346	0	0	218	232
14	Sanghar	424	734	0	3	722	433
15	Naushahro Feroze	358	656	5	0	434	585
16	Shaheed Benazirabad	924	928	1	0	445	1408
17	Sukkur	704	610	11	72	600	653
18	Khairpur	1040	969	12	0	603	1418
19	Ghotki	610	475	7	0	511	581
20	Larkana	493	1164	21	0	1154	524
21	Kamber Shahdadkot	394	710	0	1	720	383
22	Shikarpur	465	907	0	4	741	627
23	Jacobabad	481	674	0	6	668	481
24	Kashmore @ Kandhkot	184	977	0	5	922	234
25	Tando Allahyar	53	111	0	29	75	60
26	Tando M. Khan	62	379	3	0	288	156
27	Matiyari	158	465	0	1	374	248
Total		16939	24581	167	143	19897	21647

4.34 District-wise statement of Narcotics cases during the year 2020

Sr. #	District	Pending	Institution	Transferred		Disposal	Balance
				In	Out		
1	South	197	967	0	0	892	272
2	West	487	1267	0	54	832	893
3	East	174	1400	2	0	755	833
4	Central	230	1637	0	9	1390	479
5	Malir	181	1038	0	15	785	428
6	Hyderabad	402	284	14	0	473	230
7	Thatta	51	85	0	0	126	10
8	Badin	23	87	0	0	88	22
9	Dadu	2	122	0	0	111	14
10	Jamshoro	25	118	0	0	108	39
11	Tharparkar	3	69	0	1	59	12
12	Mirpurkhas	14	118	0	0	117	18
13	Umerkot	0	60	0	0	22	38
14	Sanghar	75	86	0	1	128	32
15	Naushahro Feroze	62	80	0	0	100	44
16	Shaheed Benazirabad	452	353	0	2	446	359
17	Sukkur	60	71	1	0	121	14
18	Khairpur	96	152	0	0	157	91
19	Ghotki	15	81	0	0	58	38
20	Larkana	9	141	0	0	126	35
21	Kamber Shahdadkot	8	97	0	0	87	19

Sr. #	District	Pending	Institution	Transferred		Disposal	Balance
				In	Out		
22	Shikarpur	25	83	0	0	37	77
23	Jacobabad	9	68	0	0	62	17
24	Kashmore @ Kandhkot	1	11	0	0	12	0
25	Tando Allahyar	0	71	0	10	37	25
26	Tando M. Khan	2	44	1	0	22	26
27	Matari	6	42	0	0	41	8
Total		2609	8632	18	92	7192	4073

4.35 Age-wise pendency of cases in the District Judiciary

	Number of cases pending that were instituted during the year											Total Pendency as on 31-12-2020
	upto 31-12-2010	2011	2012	2013	2014	2015	2016	2017	2018	2019	2020	
Criminal Cases	692	76	194	312	590	620	998	1518	2875	9760	37772	52764
Civil Cases	315	81	346	458	783	1150	1827	3052	5540	14330	36691	63051
Total	1007	157	540	770	1373	1770	2825	4570	8415	24090	74463	115815

Peshawar High Court

5 Peshawar High Court

Consequent upon the dissolution of One Unit, which created four provinces and a High Court for each of these provinces, the President issued a separate Order for the establishment of High Courts according to which the High Court for the Khyber Pakhtunkhwa had to be called the Peshawar High Court, with its principal seat at Peshawar. Legal history evinces that the law of civil courts has separately been evolved since 1884 the year in which the Punjab Courts Act was enacted.

During the last days of the 19th century, Lord Curzon (1899-1905), the then Viceroy of India, proposed, primarily for administrative purposes, the creation of North West Frontier Province which got the approval of Lord George F. Hamilton, the then His Majesty's Secretary of State for India, on 20th December, 1900. The province having formally founded on 9th November, 1901, (the King's birth day) had to get one Judicial Commissioner. The N.W.F.P. Law and Justice Regulation No. VII of 1901 was enacted by the Governor-General-in-Council in order to establish judicial institutions.

In 1931, further steps were taken to consolidate and amend the law relating to courts in the province. In this respect the N.-W.F.P. Regulation No. 1 of 1931 was promulgated.

The Establishment of West Pakistan Act, 1955, which created the province of West Pakistan, comprised, inter alia, the N.W.F.P. Soon after the enactment of the said law, a separate High Court for the province of West Pakistan was created under the High Court of West Pakistan (Establishment) Order, 1955, Lahore as its principal seat and benches at Karachi and Peshawar. This repealed the former Lahore High Court, the Chief Court of Sindh and the Judicial Commissioner Court in the N.-W.F.P. and Baluchistan and any other Court functioning as High Court for any other specified territories.

5.1 Composition of the Court and Appointment of Judges

The total sanctioned strength of judges of the Peshawar High Court including the Chief Justice is 20 Judges. They are appointed by the President of Pakistan in accordance with Article 175-A of the Constitution. The Principal seat of the Court is at Peshawar and its benches at Abbottabad, Dera Ismail Khan, Mingora and Bannu.

5.2 Hon'ble Judges of the Peshawar High Court as on 31-12-2020

Sr. #	Name	Date of elevation	Date of Retirement
1.	Mr. Justice Qaiser Rashid Khan	02-08-2011	30-03-2023
2.	Mr. Justice Rooh-ul-Amin Khan	20-07-2012	31-01-2023
3.	Mr. Justice Lal Jan Khattak	26-03-2013	02-01-2023
4.	Justice Ms. Musarrat Hilali	26-03-2013	07-08-2023
5.	Mr. Justice Mohammad Ibrahim Khan	11-08-2016	14-04-2024
6.	Mr. Justice Ishtiaq Ibrahim	11-08-2016	01-12-2031
7.	Mr. Justice Abdul Shakoor	27-03-2017	03-01-2024
8.	Mr. Justice Ijaz Anwar	27-03-2017	14-01-2030
9.	Mr. Justice Syed Muhammad Attique Shah	27-03-2017	11-10-2030
10.	Mr. Justice Muhammad Nasir Mehfooz	16-06-2017	06-07-2021
11.	Mr. Justice Shakeel Ahmad	16-06-2017	31-01-2029
12.	Mr. Justice Arshad Ali	16-06-2017	09-04-2033
13.	Mr. Justice Sahibzada Asadullah	19-08-2019	15-04-2034
14.	Mr. Justice Muhammad Naeem Anwar	19-08-2019	14-06-2034
15.	Mr. Justice Wiqar Ahmad	19-08-2019	19-03-2036

Sanctioned Strength of Hon'ble Judges including Chief Justice: **20**

Working Strength of Hon'ble Judges including Chief Justice: **15**

5.3 Hon'ble Judges elevated to the Supreme Court of Pakistan during the year 2020

Sr. #	Name	Date of Elevation
1.	Nil	

5.4 Hon'ble Judges who Retired during the year 2020

Sr. #	Name	Date of Retirement
1	Mr. Justice Waqar Ahmad Seth	Demise
2	Mr. Justice Ikramullah Khan	31-12-2020
3	Mr. Justice Ahmed Ali	

5.5 Strength of Officers and Officials of the Peshawar High Court as on 31-12-2020.

Sr. #	Name of Post		Principal Seat			D.I. Khan Bench			Abbottabad Bench			Swat Bench			Bannu Bench			Total		
			Sanctioned Strength	Working Strength	Vacant Posts	Sanctioned Strength	Working Strength	Vacant Posts	Sanctioned Strength	Working Strength	Vacant Posts	Sanctioned Strength	Working Strength	Vacant Posts	Sanctioned Strength	Working Strength	Vacant Posts	Sanctioned Strength	Working Strength	Vacant Posts
1	Hon'ble Chief Justice		1	1	0			0			0			0			0	1	1	0
2	Hon'ble Judges		19	14	5			0			0			0			0	19	14	5
3	Registrar	BPS-22	1	1	0			0			0			0			0	1	1	0
4	Additional Registrar	BPS-21	2	2	0	1	1	0	1	1	0	1	1	0	1	1	0	6	6	0
5	Member Inspection Team	BPS-21	1	1	0			0			0			0			0	1	1	0
6	Director NJPIC	BPS-21	1	1	0			0			0			0			0	1	1	0
7	Addl: Member Inspection Team	BPS-21	1	1	0			0			0			0			0	1	1	0
8	PSO to Chief Justice	BPS-21	1	1	0			0			0			0			0	1	1	0
9	Deputy Registrar	BPS-19	3	3	0			0			0			0			0	3	3	0
10	Draftsman	BPS-21	1	1	0			0			0			0			0	1	1	0
11	Director Planning	BPS-21	1	1	0			0			0			0			0	1	1	0
12	Director Human Rights	BPS-19	1	1	0			0			0			0			0	1	1	0
13	Deputy Director P&D	BPS-18	1	1	0			0			0			0			0	1	1	0
14	Director B&A	BPS-19	1	1	0			0			0			0			0	1	1	0
15	Director IT	BPS-19	1	1	0			0			0			0			0	1	1	0
16	Accounts Officer	BPS-18	1	1	0			0			0			0			0	1	1	0
17	Assistant Draftsman	BPS-18	1	1	0			0			0			0			0	1	1	0
18	Private Secretary	BPS-18	19	19	0	3	3	0	4	4	0	2	2	0	2	2	0	30	30	0
19	Programmer	BPS-17	5	5	0			0			0			0			0	5	5	0
20	Network Administrator	BPS-17	1	1	0			0			0			0			0	1	1	0
21	Database Administrator	BPS-17	1	1	0			0			0			0			0	1	1	0
22	Private Secretary to C.Justice	BPS-19	2	2	0			0			0			0			0	2	2	0
23	Reader	BPS-18	19	19	0	3	3	0	3	3	0	3	3	0	3	3	0	31	31	0

Judicial Statistics of Pakistan, Annual Report 2020

Sr. #	Name of Post		Principal Seat			D.I. Khan Bench			Abbottabad Bench			Swat Bench			Bannu Bench			Total		
			Sanctioned Strength	Working Strength	Vacant Posts	Sanctioned Strength	Working Strength	Vacant Posts	Sanctioned Strength	Working Strength	Vacant Posts	Sanctioned Strength	Working Strength	Vacant Posts	Sanctioned Strength	Working Strength	Vacant Posts	Sanctioned Strength	Working Strength	Vacant Posts
24	Senior Ref: & Research Officer	BPS-19	1	1	0			0			0			0		0	1	1	0	
25	Refrence and Research officer	BPS-19	1	1	0			0			0			0		0	1	1	0	
26	Assistant Registrar	BPS-18	5	5	0	1	1	0	1	1	0	1	1	0	1	1	0	9	9	0
27	Librarian	BPS-17	1	1	0	1	1	0	1	1	0	1	1	0	1	1	0	5	5	0
28	Protocol Officer	BPS-18	1	1	0			0			0			0		0	1	1	0	
29	Additional Librarian	BPS-17	1	1	0			0			0			0		0	1	1	0	
30	Accounts Officer (Deputation from AG)	BPS-18	1	1	0			0			0			0		0	1	1	0	
31	Assitant Accounts Officer	BPS-16	1	1	0			0			0			0		0	1	1	0	
32	Assistant Protocol Officer	BPS-17	2	2	0			0			0			0		0	2	2	0	
33	Accountant	BPS-16	1	1	0			0			0			0		0	1	1	0	
34	Assistant	BPS-16	21	21	0	7	7	0	5	5	0	3	3	0	4	4	0	40	40	0
35	Senior Scale Stenographer	BPS-16	23	23	0	3	3	0	1	1	0	2	2	0	2	2	0	31	31	0
36	Supervisor (H.R Cell)	BPS-16	1	1	0			0			0			0		0	1	1	0	
37	B&A Assistant	BPS-16	1	1	0	2	2	0	1	1	0	1	1	0	0	0	0	5	5	0
38	Judicial Assistant	BPS-14	4	4	0			0			0			0		0	4	4	0	
39	Assistant Librarian	BPS-14	1	1	0			0			0			0		0	1	1	0	
40	Stenographer	BPS-14	2	2	0			0			0			0		0	2	2	0	
41	Protocol Assistant	BPS-11	1	1	0			0			0			0		0	1	1	0	
42	Care Taker	BPS-14	1	1	0	1	1	0	2	2	0	1	1	0	1	1	0	6	6	0
43	CCTV Supervisor	BPS-14	1	1	0			0			0			0		0	1	1	0	
44	CCTV Camera Operator	BPS-12	12	12	0			0			0			0		0	12	12	0	
45	CCTV Technician	BPS-12	2	2	0			0			0			0		0	2	2	0	
46	Computer Operator	BPS-16	32	32	0	2	2	0	2	2	0	2	2	0	2	2	0	40	40	0
47	Pesh Imam	BPS-12	1	1	0	1	1	0			0	1	1	0		0	3	3	0	

Judicial Statistics of Pakistan, Annual Report 2020

Sr. #	Name of Post		Principal Seat			D.I. Khan Bench			Abbottabad Bench			Swat Bench			Bannu Bench			Total		
			Sanctioned Strength	Working Strength	Vacant Posts	Sanctioned Strength	Working Strength	Vacant Posts	Sanctioned Strength	Working Strength	Vacant Posts	Sanctioned Strength	Working Strength	Vacant Posts	Sanctioned Strength	Working Strength	Vacant Posts	Sanctioned Strength	Working Strength	Vacant Posts
48	Senior Clerk	BPS-14	30	30	0	6	6	0	4	4	0	5	5	0	4	4	0	49	49	0
49	Security Incharge	BPS-08	1	1	0			0			0			0			0	1	1	0
50	Junior Clerk	BPS-11	60	60	0	8	8	0	6	6	0	13	13	0	7	7	0	94	94	0
51	Telephone Operator	BPS-07	7	7	0			0			0			0			0	7	7	0
52	Cook-Cum-Bearer	BPS-04	8	8	0	2	2	0	4	4	0	3	3	0	2	2	0	19	19	0
53	Garage Supdt:	BPS-11	1	1	0			0			0			0			0	1	1	0
54	Driver	BPS-06	40	40	0	2	2	0	2	2	0	3	3	0	3	3	0	50	50	0
55	Book Binder	BPS-04	2	2	0			0			0			0			0	2	2	0
56	Court Bailiff	BPS-06	8	8	0	2	2	0	1	1	0	1	1	0	2	2	0	14	14	0
57	Process Server	BPS-05			0	1	1	0			0	1	1	0			0	2	2	0
58	Daftari	BPS-04	11	11	0	5	5	0	2	2	0	2	2	0	3	3	0	23	23	0
59	Lift Operator	BPS-04	4	4	0			0			0			0			0	4	4	0
60	Record Lifter	BPS-04	4	4	0	2	2	0	2	2	0	1	1	0	1	1	0	10	10	0
61	Chowkidar	BPS-03	10	10	0	4	4	0	3	3	0	3	3	0	3	3	0	23	23	0
62	Khadim	BPS-03	1	1	0			0			0			0			0	1	1	0
63	Mali	BPS-03	29	29	0	6	6	0	6	6	0	2	2	0	2	2	0	45	45	0
64	Mali (Martaryed)	BPS-01	1	1	0			0			0			0			0	1	1	0
65	Naib Qasid	BPS-03	106	106	0	13	13	0	11	11	0	10	10	0	17	17	0	157	157	0
66	Security Guard	BPS-03	9	9	0			0			0			0			0	9	9	0
67	Sanitation Attendant	BPS-03	24	24	0	4	4	0	2	2	0	3	3	0	3	3	0	36	36	0
	Total		559	554	5	80	80	0	64	64	0	65	65	0	64	64	0	832	827	5

5.6 Budget Allocation for the Financial year 2020-21

Sr. #	Particulars	Budget in Rupees
High Court		
1	Principal Seat, Peshawar	865,903,000
2	D.I. Khan Bench	98,572,000
3	Abbottabad Bench	87,330,000
4	Swat Bench	85,986,000
5	Bannu Bench	71,776,000
Total		1,209,567,000
District Judiciary		
1	Session Courts	2,074,925,000
2	Civil Courts	2,590,853,000
Total		4,665,778,000

5.7 Consolidated Statement Showing Complaints and penalties during the Year 2020

Complaints		Officers (High Court)	Officials (High Court)	Judicial Officers	Staff (District Judiciary)	General	Total
1	Total Complaints Received		12	120	41	32	205
2	Total Complaints Disposed of		5	97	31	25	158
3	Under Process		7	23	10	7	47
Complaints		Officers (High Court)	Officials (High Court)	Judicial Officers	Staff (District Judiciary)	General	Total
A: Major Punishment							
i	Dismissal from Service		3				3
ii	Removal from Service		1	1			2
iii	Compulsory Retirement						
iv	Reduction to Lower Stage		1				1
v	Reduction to Lower Post						
Total			5	1			6
B: Minor Punishment							
i	Stoppage of Increment	2	3	1			6
ii	Withholding Promotion						
iii	Censure/ Warning	1	2	1			4
Total		3	5	2			10
C: Other Administrative Actions (Transfer, Suspension, Supersession etc.)							
- Nil -							
D: Details of Cases Against Officers/Officials referred to Police, FIA etc.							
- Nil -							

5.8 Chart Illustrating Institution, Disposal and Balance of Cases in the Peshawar High Court during 2020

Pending	Institution	Disposal	Balance
40795	27562	26525	41832

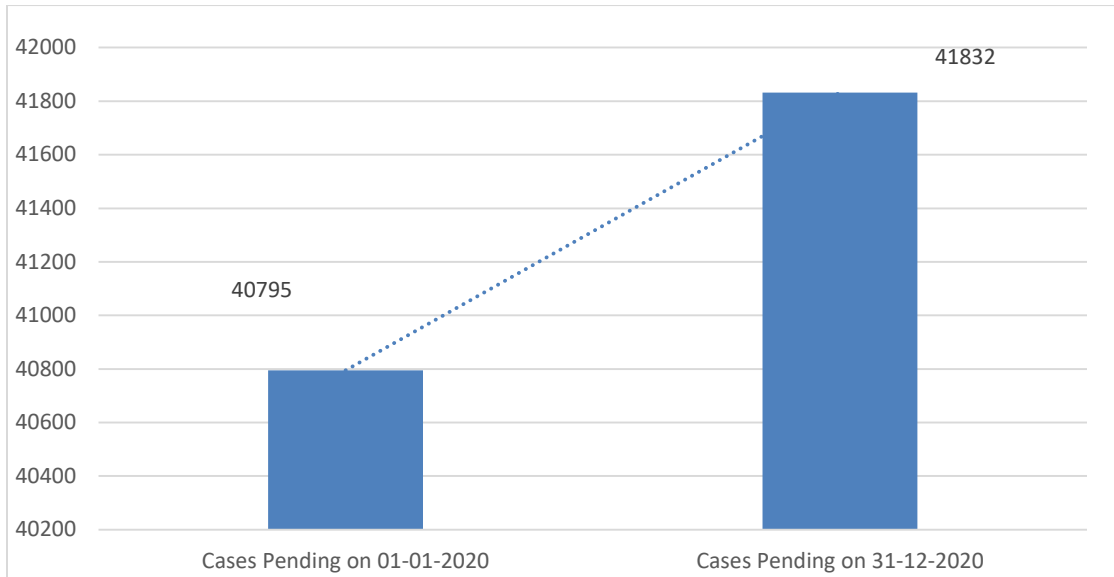


Chart illustrating a comparison between number of cases pending at beginning and end of the year 2020

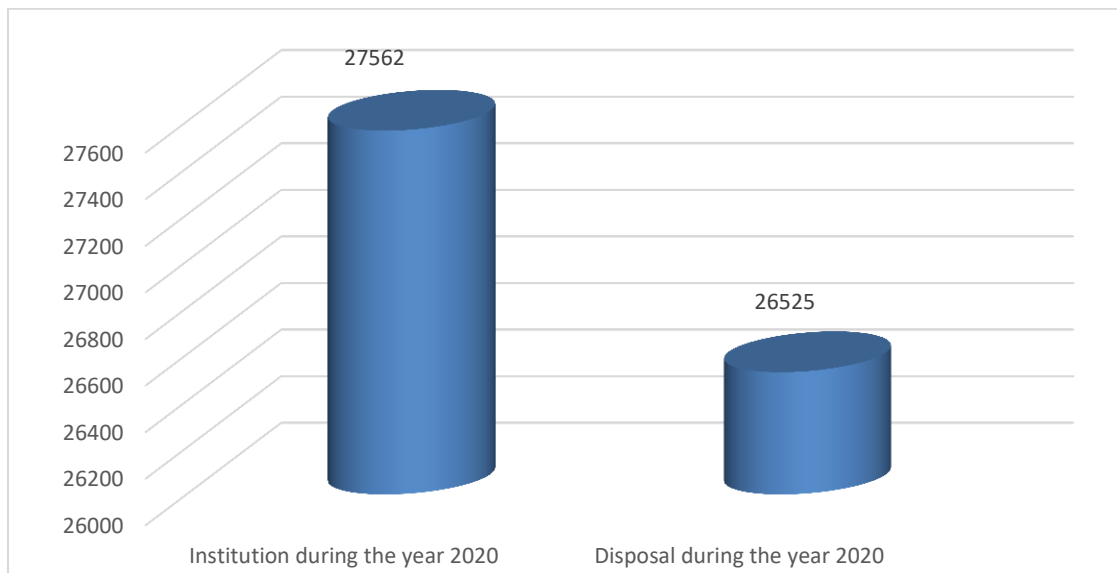


Chart illustrating a comparison between number of cases instituted and disposed of during the Year 2020

5.9 Consolidated statement of Institution, Disposal and Balance of Cases during the year 2020

S.No.	Name of Principal seat and Benches	Pending on 01.01.2020	Institution	Disposal	Balance on 31.12.2020
1	Principal Seat Peshawar.	19697	14016	14317	19396
2	Abbottabad Bench	7597	4069	4232	7434
3	D.I.Khan Bench	3292	2101	1580	3813
4	Mingora Bench	6571	4022	3466	7127
5	Bannu Bench	3174	3044	2694	3524
6	Circute Court Chitral	464	310	236	538
Total		40795	27562	26525	41832

5.10 Category wise statement of Civil Cases in the Peshawar High Court, Principal Seat during the year 2020

S.No.		Case Category	Pendency on 01.01.2020	Institution During the year	Disposal during the year	Balance on 31.12.2020
1	DB Cases	RFA	4	2	3	3
2		RSA	0	0	0	0
3		FAO	54	3	4	53
4		SAO	0	0	0	0
5		Civil Revision.	7	2	7	2
6		C.Ms.	5	33	34	4
7		Cross Objection in RFA	0	0	0	0
8		Review in CRs.	0		0	0
9		Review in RFA.	0	3	0	3
10		Review in SAO	0		0	0
11		ICA	8	2	2	8
12		FAB	101	7	27	81
13		Cross Ojection in FAB	0		0	0
14		Review in FAB	0		0	0
15		Tax Reference	161	23	28	156
16		Sale Tax Reference	160	44	41	163
17		Custom Reference.	250	336	67	519
18		W.P.	7092	4816	5134	6774
19		Review in WP.	181	120	153	148
20		COC	687	709	706	690
21		SJSA	0	0		0
22	SB Cases	RFA	1448	422	631	1239
23		RSA	0		0	0
24		FAO	284	160	130	314
25		SAO	8		0	8
26		Civil Revision.	3533	788	925	3396
27		CMs.	0	17	15	2
28		Cross objection in RFA	2	1	3	0
29		Cross in CR	4	2	1	5
30		Review in FAO	2	4	0	6
31		Review in CRs.	78	28	29	77

S.No.	Case Category	Pendency on 01.01.2020	Institution During the year	Disposal during the year	Balance on 31.12.2020
32	Review in CC	1	1	0	2
33	Execution Petition	8	1	3	6
34	Objection Petition.	1	12	7	6
35	CRC Original	0		0	0
36	CRC Exection	0		0	0
37	W.P.	957	962	918	1001
38	Original Suit Banking.	34	1	5	30
39	C.Ms Banking.	0		0	0
40	Company Cases.	25	8	6	27
41	Labour Appeal	53	17	26	44
42	Labour Revision	11	3	4	10
43	CMs L.A.	0		0	0
44	Election Petition	0	1	1	0
45	CMs EP	0		0	0
46	COC	165	64	104	125
Total - Civil		165	8592	9014	14902

5.11 Category wise statement of Criminal cases in the Peshawar High Court, Principal Seat during the year 2020

S.No.	Case Category	Pendency on 01.01.2020	Institution During the year	Disposal during the year	Balance on 31.12.2020
1	Death Appeal	40	8	22	26
2	M. Reference	40	8	22	26
3	Life imprisonment	477	140	160	457
4	Cr.Appeal (Short Sentence) DB	349	300	281	368
5	Cr.Appeal ATC	154	0	36	118
6	Cr. Revision ATC	0	0	0	0
7	Acquittal Appeals DB	894	324	407	811
8	Eh: Cr.Appeals.	112	11	20	103
9	Eh: Cr. Revision	0	0	0	0
10	Criminal Revision DB	140	47	64	123
11	Cr. Mise DB	0	3	2	1
12	Cr. Mise Quashment. DB	1	0	1	0
13	Cr. Appeal (Short Sentnce) SB	423	182	101	504
14	Acquittal Appeals SB	418	84	85	417
15	ATC Appeals SB.	14	0	14	0
16	Cr. Revision SB	176	114	103	187
17	Cr. Mise SB	1026	4107	3891	1242
18	Cr. Mise Quashment. SB	109	96	94	111
Total - Criminal		4373	5424	5303	4494
Grand Total		4538	14016	14317	19396

5.12 Category wise statement of Civil Cases in the Abbotabad Bench during the year 2020

S.No.		Case Category	Pendency on 01.01.2020	Institution During the year	Disposal during the year	Balance on 31.12.2020
1	DB Cases	RFA	2	0	1	1
2		RSA	0	0	0	
3		FAO	1	1	0	2
4		SAO	0	0	0	
5		Civil Revision.	12	0	4	8
6		C.Ms.	6	19	1	24
7		Cross Objection in RFA	0	0	0	0
8		Review in CRs.	0	0	0	0
9		Review in RFA.	0	0	0	0
10		Review in SAO	0	0	0	0
11		ICA	2	2	0	4
12		FAB	25	13	2	36
13		Cross Ojection in FAB	0	0	0	0
14		Review in FAB	1	0	0	1
15		Tax Reference	34	4	4	34
16		Review in T.R.	0	0	0	0
17		Custom Reference.	0	0	0	0
18		W.P.	1503	1203	1036	1670
19		Review in WP.	25	20	20	25
20		COC	144	126	99	171
21		SJSA	0	0	0	0
22	SB Cases	RFA	1201	419	703	917
23		RSA	57	1	54	4
24		FAO	63	5	21	47
25		SAO	0	0	0	0
26		Civil Revision.	2348	482	425	2405
27		CMs.	18	10	6	22
28		Cross objection in RFA	16	10	9	17
29		Cross in CR	4	1	1	4
30		Review in FAO	0	0	0	0
31		Review in CRs.	12	3	4	11
32		Review in CC	0	0	0	0
33		Execution Petition	0	0	0	0
34		Objection Petition.	0	0	0	0
35		CRC Original	0	0	0	0
36		CRC Exection	0	0	0	0
37		W.P.	688	341	260	769
38		Original Suit Banking.	0	0	0	0
39		C.Ms Banking.	0	0	0	0
40		Company Cases.	0	0	0	0
41		Labour Appeal	52	2	4	50
42		Labour Revision	85	5	2	88
43		CMs L.A.	0	0	0	0
44		Election Petition	0	0	0	0
45		CMs EP	6	0	1	5
46		COC	44	37	30	51
Total - Civil			6349	2704	2687	6366

5.13 Category wise statement of Criminal Cases in the Abbotabad Bench during the year 2020

S.No.	Case Category	Pendency on 01.01.2020	Institution During the year	Disposal during the year	Balance on 31.12.2020
1	Death Appeal	19	11	9	21
2	M. Reference	9	7	5	11
3	Life imprisonment	76	29	26	79
4	Cr.Appeal (Short Sentence) DB	68	51	56	63
5	Cr.Appeal ATC	27	0	23	4
6	Cr. Revision ATC	0	0	0	0
7	Acquittal Appeals DB	375	81	64	392
8	Eh: Cr.Appeals.	0	0	0	0
9	Eh: Cr. Revision	0	0	0	0
10	Criminal Revision DB	48	38	31	55
11	Cr. Mise DB	91	5	95	1
12	Cr. Mise Quashment. DB	0	0	0	0
13	Cr. Appeal (Short Sentence) SB	38	40	54	24
14	Acquittal Appeals SB	195	48	81	162
15	ATC Appeals SB.	0	0	0	0
16	Cr. Revision SB	29	72	38	63
17	Cr. Mise SB	248	954	1031	171
18	Cr. Mise Quashment. SB	25	29	32	22
Total - Criminal		1248	1365	1545	1068
Grand Total		7597	4069	4232	7434

5.14 Category wise statement of Civil Cases in the D.I. Khan Bench during the year 2020

S.No.	Case Category	Pendency on 01.01.2020	Institution During the year	disposal during the year	Balance on 31.12.2020
1	RFA	0	0	0	0
2	RSA	0	0	0	0
3	FAO	0	0	0	0
4	SAO	0	0	0	0
5	Civil Revision.	0	1	1	0
6	C.Ms.	162	132	56	238
7	Cross Objection in RFA	0	0	0	0
8	Review in CRs.	0	0	0	0
9	Review in RFA.	0	0	0	0
10	Review in SAO	0	0	0	0
11	ICA	0	0	0	0
12	FAB	17	0	0	17
13	Cross Ojection in FAB	0	0	0	0
14	Review in FAB	0	0	0	0
15	Tax Reference	3	1	0	4
16	Review in T.R.	0	0	0	0
17	Custom Reference.	0	3	3	0
18	W.P.	1864	842	553	2153

Judicial Statistics of Pakistan, Annual Report 2020

S.No.	Case Category	Pendency on 01.01.2020	Institution During the year	disposal during the year	Balance on 31.12.2020
19	Review in WP.	24	18	8	34
20	COC	0	0	0	0
21	SJSA	0	0	0	0
22	RFA	175	95	131	139
23	RSA	0	0	0	0
24	FAO	3	6	5	4
25	SAO	1	0	1	0
26	Civil Revision.	573	192	101	664
27	CMs.	32	11	20	23
28	Cross objection in RFA	7	0	1	6
29	Cross in CR	0	0	0	0
30	Review in FAO	0	0	0	0
31	Review in CRs.	3	4	1	6
32	Review in CC	0	0	0	0
33	Execution Petition	0	0	0	0
34	Objection Petition.	0	0	0	0
35	CRC Original	0	0	0	0
36	CRC Exection	0	0	0	0
37	W.P.	114	202	107	209
38	Original Suit Banking.	0	0	0	0
39	C.Ms Banking.	0	0	0	0
40	Company Cases.	0	0	0	0
41	Labour Appeal	0	0	0	0
42	Labour Revision	0	0	0	0
43	CMs L.A.	0	0	0	0
44	Election Petition	0	0	0	0
45	CMs EP	4	0	4	0
46	COC	0	0	0	0
Total - Civil		2982	0	992	3497

5.15 Category wise statement of Criminal Cases in the D.I. Khan Bench during the year 2020

S.No.	Case Category	Pendency on 01.01.2020	Institution During the year	Disposal during the year	Balance on 31.12.2020
1	Death Appeal	5	1	1	5
2	M. Reference	5	1	1	5
3	Life imprisonment	21	13	3	31
4	Cr.Appeal (Short Sentence) DB	8	8	2	14
5	Cr.Appeal ATC	12	5	1	16
6	Cr. Revision ATC	0	1	1	0
7	Acquittal Appeals DB	132	26	11	147
8	Eh: Cr.Appeals.	0	0	0	0
9	Eh: Cr. Revision	0	0	0	0
10	Criminal Revision DB	17	16	4	29
11	Cr. Mise DB	9	0	5	4

Judicial Statistics of Pakistan, Annual Report 2020

S.No.	Case Category	Pendency on 01.01.2020	Institution During the year	Disposal during the year	Balance on 31.12.2020
12	Cr. Mise Quashment. DB	0	0	0	0
13	Cr. Appeal (Short Sentence) SB	5	5	6	4
14	Acquittal Appeals SB	50	37	66	21
15	ATC Appeals SB.	0	0	0	0
16	Cr. Revision SB	7	15	18	4
17	Cr. Mise SB	30	444	450	24
18	Cr. Mise Quashment. SB	9	22	19	12
Total - Criminal		310	594	588	316
Grand Total.		3292	0	1580	3813

5.16 Category wise statement of Civil Cases in the Mingora Bench during the year 2020

S. No.	Case Category	Pendency on 01.01.2020	Institution During the year	Disposal during the year	Balance on 31.12.2020
1	RFA	0	1	1	0
2	RSA	0	0	0	0
3	FAO	0	0	0	0
4	SAO	0	0	0	0
5	Civil Revision.	0	6	6	0
6	C.Ms.	133	74	45	162
7	Cross Objection in RFA	0	0	0	0
8	Review in CRs.	0	0	0	0
9	Review in RFA.	0	1	1	0
10	Review in SAO	0	0	0	0
11	ICA	0	0	0	0
12	FAB	0	0	0	0
13	Cross Ojection in FAB	0	0	0	0
14	Review in FAB	0	0	0	0
15	Tax Reference	0	0	0	0
16	Review in T.R.	0	0	0	0
17	Custom Reference.	0	0	0	0
18	W.P.	1156	959	689	1426
19	Review in WP.	11	15	8	18
20	COC	0	0	0	0
21	SJSA	0	0	0	0
22	RFA	459	645	717	387
23	RSA	23	6	10	19
24	FAO	16	3	3	16
25	SAO	0	1	0	1
26	Civil Revision.	2533	478	177	2834
27	CMs.	57	26	15	68
28	Cross objection in RFA	4	1	3	2
29	Cross in CR	0	0	0	0
30	Review in FAO	8	2	1	9
31	Review in CRs.	6	1	1	6

S. No.	Case Category	Pendency on 01.01.2020	Institution During the year	Disposal during the year	Balance on 31.12.2020
32	Review in CC	0	0	0	0
33	Execution Petition	0	0	0	0
34	Objection Petition.	0	0	0	0
35	CRC Original	0	0	0	0
36	CRC Exection	0	0	0	0
37	W.P.	891	335	194	1032
38	Original Suit Banking.	0	0	0	0
39	C.Ms Banking.	0	0	0	0
40	Company Cases.	3	0	0	3
41	Labour Appeal	11	3	3	11
42	Labour Revision	0	0	0	0
43	CMs L.A.	0	0	0	0
44	Election Petition	0	0	0	0
45	CMs EP	0	0	0	0
46	COC		0		0
Total - Civil		5311	2557	1874	5994

5.17 Category wise statement Civil Cases in the Mingora Bench during the year 2020

S. No.	Case Category	Pendency on 01.01.2020	Institution During the year	Disposal during the year	Balance on 31.12.2020
1	Death Appeal	34	6	19	21
2	M. Reference	43	6	25	24
3	Life imprisonment	148	43	75	116
4	Cr.Appeal (Short Sentence) DB	45	15	45	15
5	Cr.Appeal ATC	37	4	20	21
6	Cr. Revision ATC	0	0	0	0
7	Acquittal Appeals DB	348	103	112	339
8	Eh: Cr.Appeals.	0	0	0	0
9	Eh: Cr. Revision	0	0	0	0
10	Criminal Revision DB	118	26	55	89
11	Cr. Mise DB	2	47	47	2
12	Cr. Mise Quashment. DB	0	0	0	0
13	Cr. Appeal (Short Sentnce) SB	110	52	68	94
14	Acquittal Appeals SB	205	94	73	226
15	ATC Appeals SB.	0	0	0	0
16	Cr. Revision SB	37	35	42	30
17	Cr. Mise SB	72	946	936	82
18	Cr. Mise Quashment. SB	61	88	75	74
Total – Criminal		1260	1465	1592	1133
Grand Total		6571	4022	3466	13121

5.18 Category wise statement of Civil Cases in the Bannu Bench during the year 2020

S.No.		Case Category	Pendency on 01.01.2020	Institution During the year	Disposal during the year	Balance on 31.12.2020
1	DB Cases	RFA	0	0	0	0
2		RSA	0	0	0	0
3		FAO	0	0	0	0
4		SAO	0	0	0	0
5		Civil Revision.	7	0	0	7
6		C.Ms.	11	169	103	77
7		Cross Objection in RFA	0	0	0	0
8		Review in CRs.	0	0	0	0
9		Review in RFA.	0	0	0	0
10		Review in SAO	0	0	0	0
11		ICA	0	0	0	0
12		FAB	6	0	0	6
13		Cross Ojection in FAB	0	0	0	0
14		Review in FAB	0	0	0	0
15		Tax Reference	0	0	0	0
16		Review in T.R.	0	0	0	0
17		Custom Reference.	0	0	0	0
18		W.P.	1455	1038	809	1684
19		Review in WP.	13	20	10	23
20		COC	0	0	0	0
21		SJSA	0	0	0	0
22	SB Cases	RFA	120	189	202	107
23		RSA	0	0	0	0
24		FAO	4	0	0	4
25		SAO	0	0	0	0
26		Civil Revision.	511	319	175	655
27		CMs.	6	19	23	2
28		Cross objection in RFA	0	0	0	0
29		Cross in CR	0	0	0	0
30		Review in FAO	0	0	0	0
31		Review in CRs.	1	0	1	0
32		Review in CC	0	0	0	0
33		Execution Petition	0	0	0	0
34		Objection Petition.	0	0	0	0
35		CRC Original	0	0	0	0
36		CRC Exection	0	0	0	0
37		W.P.	230	149	138	241
38		Original Suit Banking.	0	0	0	0
39		C.Ms Banking.	0	0	0	0
40		Company Cases.	0	0	0	0
41		Labour Appeal	0	5	2	3
42		Labour Revision	0	0	0	0
43		CMs L.A.	0	0	0	0
44		Election Petition	0	3	3	0
45		CMs EP	4	0	0	4
46		COC	5	2	2	5
Total - Civil			2373	1913	1468	2818

5.19 Category wise statement of Criminal Cases in the Bannu Bench during the year 2020

S.No.	Case Category	Pendency on 01.01.2020	Institution During the year	Disposal during the year	Balance on 31.12.2020
1	Death Appeal	14	5	14	5
2	M. Reference	14	5	14	5
3	Life imprisonment	66	41	48	59
4	Cr.Appeal (Short Sentence) DB	8	34	25	17
5	Cr.Appeal ATC	21	3	0	24
6	Cr. Revision ATC	0	0	0	
7	Acquittal Appeals DB	454	68	127	395
8	Eh: Cr.Appeals.	0	0	0	
9	Eh: Cr. Revision	0	0	0	
10	Criminal Revision DB	54	31	33	52
11	Cr. Mise DB	0	9	4	5
12	Cr. Mise Quashment. DB	0	0	0	
13	Cr. Appeal (Short Sentence) SB	29	13	32	10
14	Acquittal Appeals SB	35	34	51	18
15	ATC Appeals SB.	0	0	0	
16	Cr. Revision SB	7	30	32	5
17	Cr. Mise SB	88	805	791	102
18	Cr. Mise Quashment. SB	11	53	55	9
Total - Criminal		801	1131	1226	706
Grand Total		3174	3044	2694	3524

5.20 Category wise statement of Civil Cases in the Chitral Bench during the year 2020

S. No.	Case Category	Pendency on 01.01.2020	Institution During the year	Disposal during the year	Balance on 31.12.2020
1	RFA	0	0	0	0
2	RSA	0	0	0	0
3	FAO	0	0	0	0
4	SAO	0	0	0	0
5	Civil Revision.	0	0	0	0
6	C.Ms.	0	0	0	0
7	Cross Objection in RFA	0	0	0	0
8	Review in CRs.	0	0	0	0
9	Review in RFA.	0	0	0	0
10	Review in SAO	0	0	0	0
11	ICA	0	0	0	0
12	FAB	0	0	0	0
13	Cross Ojection in FAB	0	0	0	0
14	Review in FAB	0	0	0	0
15	Tax Reference	0	0	0	0
16	Review in T.R.	0	0	0	0
17	Custom Reference.	0	0	0	0
18	W.P.	0	0	0	0
19	Review in WP.	0	0	0	0
20	COC	0	0	0	0
21	SJSA	0	0	0	0

S. No.		Case Category	Pendency on 01.01.2020	Institution During the year	Disposal during the year	Balance on 31.12.2020
22		RFA	47	124	127	44
23		RSA	4	3	1	6
24		FAO	1	0	1	0
25		SAO	0	0	0	0
26		Civil Revision.	340	73	27	386
27		CMs.	4	8	3	9
28		Cross objection in RFA	0	0	0	0
29		Cross in CR	0	0	0	0
30		Review in FAO	0	0	0	0
31		Review in CRs.	0	0	0	0
32		Review in CC	0	0	0	0
33		Execution Petition	0	0	0	0
34	SB Cases	Objection Petition.	0	0	0	0
35		CRC Original	0	0	0	0
36		CRC Exection	0	0	0	0
37		W.P.	32	24	3	53
38		Original Suit Banking.	0	0	0	0
39		C.Ms Banking.	0	0	0	0
40		Company Cases.	0	0	0	0
41		Labour Appeal	1	0	1	0
42		Labour Revision	0	0	0	0
43		CMs L.A.	0	0	0	0
44		Election Petition	0	0	0	0
45		CMs EP	0	0	0	0
46		COC	0	0	0	0
Total - Civil			429	232	163	498

5.21 Category wise statement of Criminal Cases in the Chitral Bench during the year 2020

S. No.	Case Category	Pendency on 01.01.2020	Institution During the year	Disposal during the year	Balance on 31.12.2020
1	Death Appeal	0			0
2	M. Reference	0			0
3	Life imprisonment	0			0
4	Cr.Appeal (Short Sentence) DB	0			0
5	Cr.Appeal ATC	0			0
6	Cr. Revision ATC	0			0
7	Acquittal Appeals DB	0			0
8	Eh: Cr.Appeals.	0			0
9	Eh: Cr. Revision	0			0
10	Criminal Revision DB	0			0
11	Cr. Mise DB	0			0
12	Cr. Mise Quashment. DB	0			0
13	Cr. Appeal (Short Sentnce) SB	0			0
14	Acquittal Appeals SB	26	33	26	33
15	ATC Appeals SB.	0	0	0	0
16	Cr. Revision SB	5	4	5	4
17	Cr. Mise SB	0	0	0	0
18	Cr. Mise Quashment. SB	4	3	4	3
Total – Criminal		35	40	35	40
Grand Total		464	272	198	538

5.22 Institution, Disposal and Balance of Appeals/References arising out of Death Sentences during the year 2020.

S.No.	Name of Principal seat and Benches	Pending	Institution	Disposal	Balance on 31.12.2020
1	Principal Seat Peshawar.	40	8	22	26
2	Abbottabad Bench	19	11	9	21
3	D.I.Khan Bench	5	1	1	5
4	Mingora Bench/Chitral	34	6	19	21
5	Bannu Bench	14	5	14	5
6	Circuit Court Chitral	0	0	0	0
Total		112	31	65	78

5.23 Institution, Disposal and Balance of Appeals/References arising out of Sentence of Life Imprisonment during the year 2020.

S.No.	Name of Principal seat and Benches	Pending	Institution	Disposal	Balance on 31.12.2020
1	Principal Seat Peshawar.	477	140	160	457
2	Abbottabad Bench	76	29	26	79
3	D.I.Khan Bench	21	13	3	31
4	Mingora Bench/Chitral	148	43	75	116
5	Bannu Bench	66	41	48	59
6	Circuit Court Chitral	0	0	0	0
Total		788	266	312	742

5.24 Institution, Disposal and Balance of Appeals/References arising out of Sentences of Seven years and above but below life imprisonment during the year 2020.

S.No.	Name of Principal seat and Benches	Pending	Institution	Disposal	Balance
1	Principal Seat Peshawar.	770	482	382	870
2	Abbottabad Bench	106	91	110	87
3	D.I.Khan Bench	13	13	8	18
4	Mingora Bench/Chitral	155	67	113	109
5	Bannu Bench	37	47	57	27
6	Circuit Court Chitral	0	0	0	0
Total		1081	700	670	1111

5.25 Institution, Disposal and Balance of Cases in the Peshawar High Court, during the last 10 years.

Principal Seat at Peshawar

Year	Pending	Institution	Disposal	Balance
2010	9565	15686	12797	12454
2011	12454	10359	13191	9622
2012	9622	9158	7349	11431
2013	11431	8726	8460	11697
2014	11697	10426	9322	12801

Judicial Statistics of Pakistan, Annual Report 2020

Year	Pending	Institution	Disposal	Balance
2015	12801	11341	10592	13550
2016	13550	13344	10435	16459
2017	16459	13300	11814	17945
2018	17945	15225	14250	18920
2019	18920	18312	17535	19697

Abbottabad Bench

Year	Pending	Institution	Disposal	Balance
2010	3141	3233	2695	3679
2011	3679	2780	2200	4259
2012	4259	3849	2689	5419
2013	5419	4579	4936	5062
2014	5062	4054	4017	5099
2015	5099	4288	3583	5804
2016	5804	4294	3784	6314
2017	6314	4153	3500	6967
2018	6967	3818	4120	6665
2019	6665	4710	3778	7597

D.I.Khan Bench

Year	Pending	Institution	Disposal	Balance
2010	2489	3239	2880	2848
2011	2848	3080	3713	2215
2012	2215	2456	1903	2768
2013	2768	2227	3620	1375
2014	1375	2811	2295	1891
2015	1891	3322	2962	2251
2016	2251	2971	2185	3037
2017	3037	2273	2340	2970
2018	2970	2436	2447	2959
2019	2959	2702	2369	3292

Mingora Bench

Year	Pending	Institution	Disposal	Balance
2010	0	0	0	0
2011	0	5293	1042	4251
2012	4251	2976	2409	4818
2013	4818	2591	2198	5211
2014	5211	2740	3667	4284
2015	4284	2545	2283	4546
2016	4546	2751	2455	4842
2017	4842	3764	3497	5109
2018	5109	3612	3334	5387
2019	5387	4409	3225	6571

Bannu Bench

Year	Pending	Institution	Disposal	Balance
2010	0	0	0	0
2011	0	2599	261	2338
2012	2338	2109	1607	2840
2013	2840	1576	1456	2960
2014	2960	1880	1683	3157
2015	3157	1985	3000	2142
2016	2142	2432	1772	2802
2017	2802	2627	2378	3051
2018	3051	2494	2836	2709
2019	2709	2947	2482	3174

Chitral Bench

Year	Pending	Institution	Disposal	Balance
2007	0	0	0	0
2008	0	0	0	0
2009	0	0	0	0
2010	0	0	0	0
2011	0	0	0	0
2012	0	0	0	0
2013	0	0	0	0
2014	0	0	0	0
2015	0	0	0	0
2016	0	0	0	0
2017	0	0	0	0
2018	398	31	148	281
2019	281	249	66	464

**District Judiciary
Khyber Pakhtunkhwa**

5.26 District-wise Sanctioned and Working Strength of Judicial Officers in Khyber Pakhtunkhwa Province as on 31-12-2020

S.No.	Name of District	DSJ			ADJ				SCJ			CJ			Total		
		Sanctioned Strength	Working Strength	Vacant	Sanctioned Strength	Working Strength	on Leave /Child Court	Vacant	Sanctioned Strength	Working Strength	Vacant	Sanctioned Strength	Working Strength	Vacant	Sanctioned Strength	Working Strength	Vacant
1	Peshawar	1	1	0	23	15	1	7	2	2	0	39	30	9	65	48	16
2	Nowshera	1	1	0	10	6	0	4	3	2	1	12	11	1	26	20	6
3	Charsadda	1	1	0	7	6	0	1	2	2	0	11	11	0	21	20	1
4	Mardan	1	1	0	14	10	1	3	3	3	0	19	19	0	37	33	3
5	Swabi	1	1	0	7	7	0	0	3	2	1	14	13	1	25	23	2
6	Malakand	1	1	0	2	2	0	0	2	2	0	6	6	0	11	11	0
7	Swat	1	1	0	8	7	1	0	2	2	0	34	22	12	45	32	12
8	Shangla	1	1	0	1	1	0	0	2	2	0	11	2	9	15	6	9
9	Lower Dir	1	1	0	3	3	0	0	2	2	0	11	7	4	17	13	4
10	Upper Dir	1	1	0	4	4	0	0	2	2	0	9	4	5	16	11	5
11	Buner	1	1	0	3	3	0	0	2	2	0	7	6	1	13	12	1
12	Chitral	1	1	0	1	1	0	0	2	2	0	12	3	9	16	7	9
13	D.I.Khan	1	1	0	9	6	2	1	2	2	0	19	15	4	31	24	5
14	Tank	1	1	0	1	1	1	-1	2	2	0	4	4	0	8	8	-1
15	Bannu	1	1	0	7	5	1	1	2	2	0	13	11	2	23	19	3
16	Lakki Marwat	1	1	0	4	4	0	0	2	2	0	9	6	3	16	13	3
17	Kohat	1	1	0	7	5	1	1	2	2	0	12	11	1	22	19	2
18	Hangu	1	1	0	2	2	0	0	2	2	0	2	2	0	7	7	0
19	Karak	1	1	0	5	3	0	2	3	2	1	9	8	1	18	14	4

Judicial Statistics of Pakistan, Annual Report 2020

S.No.	Name of District	DSJ			ADJ				SCJ			CJ			Total		
		Sanctioned Strength	Working Strength	Vacant	Sanctioned Strength	Working Strength	on Leave /Child Court	Vacant	Sanctioned Strength	Working Strength	Vacant	Sanctioned Strength	Working Strength	Vacant	Sanctioned Strength	Working Strength	Vacant
20	Haripur	1	1	0	8	7	0	1	2	2	0	16	14	2	27	24	3
21	Abbottabad	1	1	0	9	8	0	1	3	3	0	20	16	4	33	28	5
22	Mansehra	1	1	0	7	6	0	1	2	2	0	16	13	3	26	22	4
23	Batagram	1	1	0	2	2	0	0	2	2	0	4	4	0	9	9	0
24	Kohistan	1	1	0	0	0	0	0	1	1	0	2	1	1	4	3	1
25	Tor Ghar	1	1	0	0	0	0	0	2	2	0	2	0	2	5	3	2
26	Lower Kohistan	1	1	0	0	0	0	0	1	1	0	0	0	0	2	2	0
27	Kolai Pallas	1	1	0	0	0	0	0	1	1	0	0	0	0	2	2	0
28	Bajour	1	1	0	2	2	0	0	1	1	0	3	3	0	7	7	0
29	Khyber	1	1	0	2	2	0	0	1	1	0	4	4	0	8	8	0
30	Mohmand	1	1	0	2	2	0	0	1	1	0	3	2	1	7	6	1
31	Orakzai	1	1	0	2	1	0	1	1	1	0	3	1	2	7	4	3
32	Kurram	1	1	0	2	2	0	0	1	1	0	3	2	1	7	6	1
33	North Waziristan	1	1	0	2	1	0	1	1	1	0	4	2	2	8	5	3
34	South Waziristan	1	1	0	2	1	0	1	1	1	0	4	1	3	8	4	4
35	Upper Chitral	1	1	0	1	1	0	0	1	1	0	1	1	0	4	4	0
Total:-		35	35	0	159	126	8	25	64	61	3	338	255	83	596	477	111

5.27 Chart Illustrating Institution, Disposal and Balance of Cases in the District Judiciary during 2020

Pending	Institution	Disposal	Balance
196238	446307	408061	230474

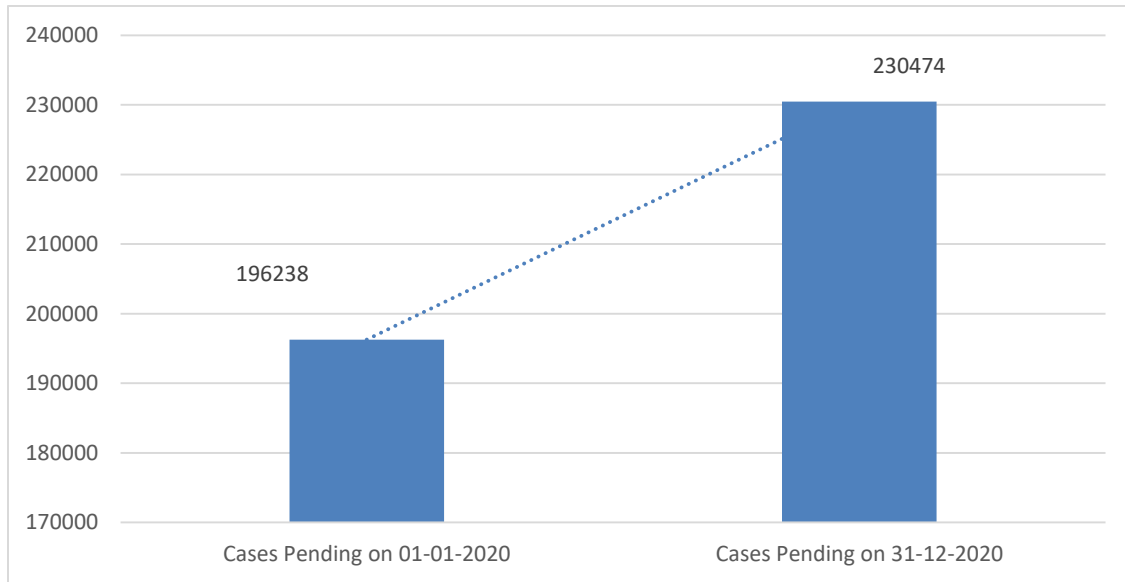


Chart illustrating a comparison between number of cases pending at beginning and end of the year 2020

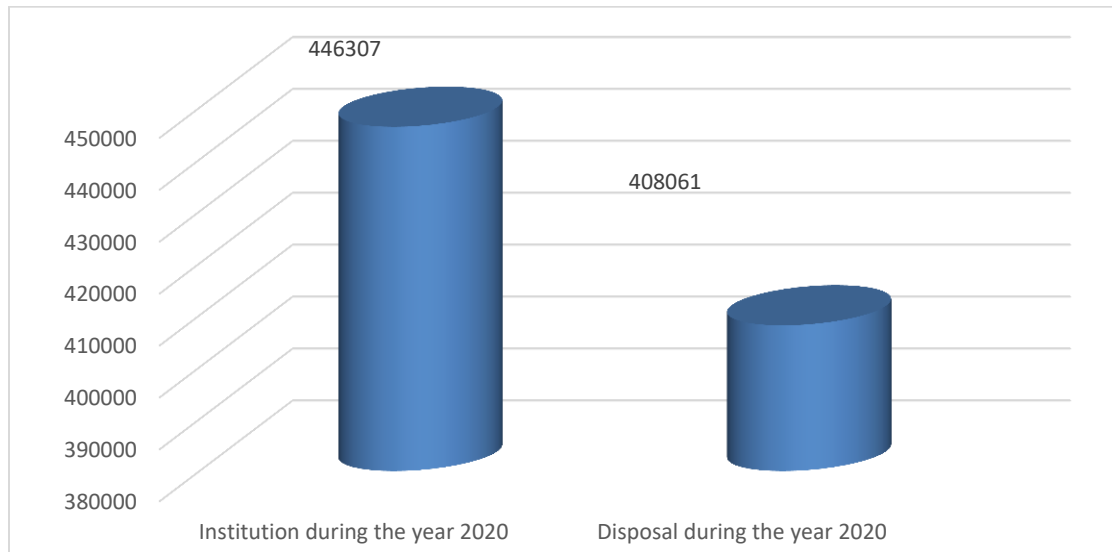


Chart illustrating a comparison between number of cases instituted and disposed of during the Year 2020

5.28 District-wise Consolidated Statement of Cases during the year 2020

S.No	District	Pendency	Institution	Transferred		Disposal	Balance
				In	Out		
1	Peshawar	32097	68443	10610	11081	63113	36956
2	Nowshera	11689	23496	5839	7212	20428	13384
3	Charsadda	7590	24860	4160	4829	21527	10254
4	Mardan	19740	42937	4650	6017	38794	22516
5	Swabi	9428	20589	2989	2895	17756	12355
6	Malakand	3269	6426	1060	1070	6300	3385
7	Swat	10042	20242	3246	3038	17962	12530
8	Shangla	1276	3751	491	587	3466	1465
9	Lower Dir	4253	7694	1220	1163	6990	5014
10	Upper Dir	3154	5250	1450	1696	4531	3627
11	Buner	2885	6132	954	793	5981	3197
12	Chitral	2483	3344	759	1279	2871	2436
13	DIKhan	13369	25688	4673	4382	23483	15865
14	Tank	3084	8270	2018	2313	8814	2245
15	Bannu	7392	32240	4595	5152	30161	8914
16	Lakki	4224	13607	1018	963	12276	5610
17	Kohat	8791	17454	4841	4516	16703	9867
18	Hangu	1058	6883	492	528	6354	1551
19	Karak	7648	13279	1200	1754	12543	7830
20	Haripur	10539	22673	4232	3931	21125	12388
21	Abbottabad	14997	23778	5423	5490	21534	17174
22	Mansehra	10034	23499	4220	4012	21573	12168
23	Batagram	990	4053	613	553	4096	1007
24	Kohistan Upper	114	1312	235	95	1357	209
25	Torghar	201	1368	24	27	1354	212
26	Kohistan Lower	43	719	3	4	632	129
27	Kollai Pallas Kohistan	77	446	7	31	389	110
28	Bajaur District	1417	3219	326	539	2860	1563
29	Khyber District	1733	4892	461	474	4083	2529
30	Mohmand District	562	2648	264	293	2317	864
31	Orakzai District	179	1156	115	115	986	349
32	Kurram District	1187	2403	873	814	2535	1114
33	North Waziristan	520	1686	325	322	1701	508
34	South Waziristan	173	1261	144	123	987	468
35	Chitral Upper	0	609	592	41	479	681
Total		196238	446307	74122	78132	408061	230474

5.29 District-wise Institution, Disposal and Balance of Civil Cases during the Year 2020

S.No	District	Pendency	Institution	Transferred		Disposal	Balance
				In	Out		
1	Peshawar	18813	17216	5738	5661	13968	22138
2	Nowshera	7520	6471	3792	4722	5146	7915
3	Charsadda	3856	3791	1186	1473	2930	4430
4	Mardan	11684	10002	2216	2799	7826	13277
5	Swabi	6180	5140	1509	1425	4074	7330

Judicial Statistics of Pakistan, Annual Report 2020

S.No	District	Pendency	Institution	Transferred		Disposal	Balance
				In	Out		
6	Malakand	2386	2398	447	465	2220	2546
7	Swat	8031	9367	2074	2016	8107	9349
8	Shangla	1041	1301	453	453	1227	1115
9	Lower Dir	3282	3342	878	822	3029	3651
10	Upper Dir	1607	1547	779	743	1338	1852
11	Buner	2585	2426	455	364	2336	2766
12	Chitral	2075	1743	541	895	1548	1916
13	D.I.Khan	9725	8023	1965	1676	6782	11255
14	Tank	1404	1302	708	739	1348	1327
15	Bannu	4290	4314	1957	2181	3634	4746
16	Lakki	2804	2850	283	256	2397	3284
17	Kohat	5633	4313	3481	3137	3901	6389
18	Hangu	646	978	34	10	797	851
19	Karak	4488	3673	728	821	3462	4606
20	Haripur	7190	7241	1977	1865	5498	9045
21	Abbottabad	11007	7466	2683	2830	6337	11989
22	Mansehra	7586	7616	2273	2119	6461	8895
23	Batagram	779	1125	295	235	1129	835
24	Kohistan Upper	81	278	71	66	236	128
25	Torghar	120	97	8	12	115	98
26	Kohistan Lower	31	97	1	1	73	55
27	Kollai Pallas Kohistan	36	55	0	0	47	44
28	Bajaur District	1307	1262	277	327	1221	1298
29	Khyber District	1411	2677	258	152	2237	1957
30	Mohmand District	489	816	200	201	676	628
31	Orakzai District	157	545	61	51	454	258
32	Kurram District	801	1086	500	406	1160	821
33	North Waziristan	480	842	257	243	972	364
34	South Waziristan	145	627	74	67	405	374
35	Chitral Upper	0	311	439	30	203	517
Total		129670	122338	38598	39263	103294	148049

5.30 District-wise statement of Criminal Cases in the District Judiciary during the Year 2020

S. No	District	Pendency	Institution	Transferred		Disposal	Balance
				In	Out		
1	Peshawar	13284	51227	4872	5420	49145	14818
2	Nowshera	4169	17025	2047	2490	15282	5469
3	Charsadda	3734	21069	2974	3356	18597	5824
4	Mardan	8056	32935	2434	3218	30968	9239
5	Swabi	3248	15449	1480	1470	13682	5025
6	Malakand	883	4028	613	605	4080	839
7	Swat	2011	10875	1172	1022	9855	3181
8	Shangla	235	2450	38	134	2239	350
9	Lower Dir	971	4352	342	341	3961	1363
10	Upper Dir	1547	3703	671	953	3193	1775
11	Buner	300	3706	499	429	3645	431
12	Chitral	408	1601	218	384	1323	520

S. No	District	Pendency	Institution	Transferred		Disposal	Balance
				In	Out		
13	D.I.Khan	3644	17665	2708	2706	16701	4610
14	Tank	1680	6968	1310	1574	7466	918
15	Bannu	3102	27926	2638	2971	26527	4168
16	Lakki	1420	10757	735	707	9879	2326
17	Kohat	3158	13141	1360	1379	12802	3478
18	Hangu	412	5905	458	518	5557	700
19	Karak	3160	9606	472	933	9081	3224
20	Haripur	3349	15432	2255	2066	15627	3343
21	Abbottabad	3990	16312	2740	2660	15197	5185
22	Mansehra	2448	15883	1947	1893	15112	3273
23	Batagram	211	2928	318	318	2967	172
24	Kohistan Upper	33	1034	164	29	1121	81
25	Torghar	81	1271	16	15	1239	114
26	Kohistan Lower	12	622	2	3	559	74
27	Kollai Pallas Kohistan	41	391	7	31	342	66
28	Bajaur District	110	1957	49	212	1639	265
29	Khyber District	322	2215	203	322	1846	572
30	Mohmand District	73	1832	64	92	1641	236
31	Orakzai District	22	611	54	64	532	91
32	Kurram District	386	1317	373	408	1375	293
33	North Waziristan	40	844	68	79	729	144
34	South Waziristan	28	634	70	56	582	94
35	Chitral Upper	0	298	153	11	276	164
Total		66568	323969	35524	38869	304767	82425

5.31 District-wise statement of Civil Appeals (in the Courts of District Judge + Additional District Judge) during the year 2020

S. No	District	Pendency	Institution	Transferred		Disposal	Balance
				In	Out		
1	Peshawar	1300	1468	589	505	1532	1320
2	Nowshera	224	380	14	33	323	262
3	Charsadda	255	258	146	174	260	225
4	Mardan	696	647	462	503	700	602
5	Swabi	500	378	241	164	411	544
6	Malakand	126	213	68	35	223	149
7	Swat	932	764	312	206	701	1101
8	Shangla	111	113	50	33	139	102
9	Lower Dir	157	293	114	89	276	199
10	Upper Dir	107	63	107	102	54	121
11	Buner	310	314	75	16	321	362
12	Chitral	243	196	86	37	196	292
13	D.I.Khan	242	534	325	271	583	247
14	Tank	40	118	73	64	103	64
15	Bannu	208	427	71	79	431	196
16	Lakki	430	354	199	196	375	412
17	Kohat	457	346	257	195	537	328
18	Hangu	8	56	6	1	30	39

Judicial Statistics of Pakistan, Annual Report 2020

S. No	District	Pendency	Institution	Transferred		Disposal	Balance
				In	Out		
19	Karak	347	313	32	33	384	275
20	Haripur	453	477	509	436	646	357
21	Abbottabad	675	708	579	581	560	821
22	Mansehra	394	537	288	227	719	273
23	Batagram	68	97	51	17	139	60
24	Kohistan Upper	1	15	7	0	12	11
25	Torghar	4	9	0	0	7	6
26	Kohistan Lower	0	6	0	0	6	0
27	Kollai Pallas Kohistan	1	10	0	0	5	6
28	Bajaur District	3	56	11	2	59	9
29	Khyber District	34	245	26	31	217	57
30	Mohmand District	0	25	5	1	20	9
31	Orakzai District	2	28	2	1	25	6
32	Kurram District	16	44	7	0	54	13
33	North Waziristan	0	98	9	5	98	4
34	South Waziristan	1	36	1	1	33	4
35	Chitral Upper	0	41	39	13	44	23
Total		8345	9667	4761	4051	10223	8499

5.32 District wise statement of Criminal Revision (in the Courts of Sessions Judge and Additional Sessions Judge) during the Year 2020

S. No	District	Pendency	Institution	Transferred		Disposal	Balance
				In	Out		
1	Peshawar	60	263	61	17	296	71
2	Nowshera	4	95	2	2	84	15
3	Charsadda	22	82	19	12	69	42
4	Mardan	30	271	21	49	244	29
5	Swabi	15	67	7	5	69	15
6	Malakand	32	99	30	19	105	37
7	Swat	36	181	34	30	186	35
8	Shangla	12	40	0	6	34	12
9	Lower Dir	46	151	7	6	144	54
10	Upper Dir	43	56	21	29	70	21
11	Buner	5	44	14	12	44	7
12	Chitral	11	19	0	10	11	9
13	D.I.Khan	27	137	26	24	131	35
14	Tank	4	16	7	7	20	0
15	Bannu	15	94	6	5	97	13
16	Lakki	10	44	0	1	38	15
17	Kohat	16	92	8	5	92	19
18	Hangu	3	9	4	3	11	2
19	Karak	11	43	0	1	48	5
20	Haripur	14	65	9	10	68	10
21	Abbottabad	35	74	7	7	89	20
22	Mansehra	28	97	4	6	115	8
23	Batagram	1	17	0	1	17	0
24	Kohistan Upper	0	1	0	0	1	0

Judicial Statistics of Pakistan, Annual Report 2020

S. No	District	Pendency	Institution	Transferred		Disposal	Balance
				In	Out		
25	Torghar	1	8	0	0	6	3
26	Kohistan Lower	0	2	0	0	2	0
27	Kollai Pallas Kohistan	0					0
28	Bajaur District	1	10	1	0	11	1
29	Khyber District	0	9	3	3	7	2
30	Mohmand District	2	13	4	6	11	2
31	Orakzai District	0	4	0	0	4	0
32	Kurram District	0	13	2	0	11	4
33	North Waziristan	2	7	0	2	7	0
34	South Waziristan	0	2	2	0	4	0
35	Chitral Upper	0	2	2	0	2	2
Total		486	2127	301	278	2148	488

5.33 District-wise statement of Criminal Appeals (in the Courts of Sessions Judges and Additional Sessions Judges) during the Year 2020

S.No	District	Pendency	Institution	Transferred		Disposal	Balance
				In	Out		
1	Peshawar	6	52	4	12	40	10
2	Nowshera	1	1	0	0	1	1
3	Charsadda	2	0	1	2	1	0
4	Mardan	23	10	5	16	16	6
5	Swabi	1	3	0	1	2	1
6	Malakand	2	21	8	4	23	4
7	Swat	17	21	1	13	17	9
8	Shangla	7	11	0	0	13	5
9	Lower Dir	10	18	0	5	22	1
10	Upper Dir	9	33	18	20	25	15
11	Buner	3	7	1	1	1	9
12	Chitral	1	6	9	0	15	1
13	D.I.Khan	14	12	0	0	24	2
14	Tank	0	0	0	0	0	0
15	Bannu	4	8	1	0	10	3
16	Lakki	2	0	0	1	1	0
17	Kohat	5	17	0	5	12	5
18	Hangu	5	5	2	2	8	2
19	Karak	3	7	1	1	9	1
20	Haripur	3	14	6	8	11	4
21	Abbottabad	1	4	0	1	3	1
22	Mansehra	6	13	4	2	19	2
23	Batagram	8	18	0	0	22	4
24	Kohistan Upper	0	1	0	0	1	0
25	Torghar	0	0	0	0	0	0
26	Kohistan Lower	0	1	0	0	1	0
27	Kollai Pallas Kohistan	0	1	0	0	1	0
28	Bajaur District	4	3	1	2	6	0
29	Khyber District	1	2	0	2	0	1
30	Mohmand District	0	6	0	4	2	0

Judicial Statistics of Pakistan, Annual Report 2020

S.No	District	Pendency	Institution	Transferred		Disposal	Balance
				In	Out		
31	Orakzai District	0	1	0	0	1	0
32	Kurram District	0	11	1	1	11	0
33	North Waziristan	0	0	0	0	0	0
34	South Waziristan	0	0	0	0	0	0
35	Chitral Upper	0	1	0	0	1	0
Total		138	308	63	103	319	87

5.34 District wise Statement of Rent Cases during the Year 2020

S.No	District	Pendency	Institution	Transferred		Disposal	Balance
				In	Out		
1	Peshawar	185	267	195	193	257	197
2	Nowshera	8	13	15	12	8	16
3	Charsadda	15	50	7	0	15	57
4	Mardan	173	74	16	27	22	214
5	Swabi	12	13	7	4	4	24
6	Malakand	85	24	1	43	22	45
7	Swat	54	31	0	8	28	49
8	Shangla	0					0
9	Lower Dir	3	11	0	1	4	9
10	Upper Dir	4	15	24	4	11	28
11	Buner	0					0
12	Chitral	3	17	0	0	4	16
13	D.I.Khan	85	55	4	15	43	86
14	Tank	0					0
15	Bannu	18	5	15	19	9	10
16	Lakki	0					0
17	Kohat	23	18	10	8	12	31
18	Hangu	13	9	0	0	14	8
19	Karak	1	4	2	0	1	6
20	Haripur	22	46	0	2	29	37
21	Abbottabad	104	55	11	3	57	110
22	Mansehra	36	23	24	2	28	53
23	Batagram	4	1	0	0	5	0
24	Kohistan Upper	0					0
25	Torghar	23			23		0
26	Kohistan Lower	0					0
27	Kollai Pallas Kohistan	0					0
28	Bajaur District	0					0
29	Khyber District	1	3	0	0	0	4
30	Mohmand District	1	0	0	0	0	1
31	Orakzai District	0					0
32	Kurram District	16	0	1	16	1	0
33	North Waziristan	0					0
34	South Waziristan	0					0
35	Chitral Upper	0					0
Total		889	734	332	380	574	1001

5.35 District-Wise statement of Hadood Cases during the year 2020

S.No	District	Pendency	Institution	Transferred		Disposal	Balance
				In	Out		
1	Peshawar	85	451	28	219	296	49
2	Nowshera	3	0	1	0	2	2
3	Charsadda	23	8	66	24	17	56
4	Mardan	23	35	0	0	30	28
5	Swabi	6	43	1	0	18	32
6	Malakand	7	4	1	0	7	5
7	Swat	1	1	0	0	1	1
8	Shangla	8	1	0	0	9	0
9	Lower Dir	0	0	0	0	0	0
10	Upper Dir	9	1	2	0	3	9
11	Buner	0	0	0	0	0	0
12	Chitral	0	15	0	0	12	3
13	D.I.Khan	0	0	0	0	0	0
14	Tank	0	85	1	25	52	9
15	Bannu	18	0	0	13	5	0
16	Lakki	3	0	3	0	3	3
17	Kohat	45	50	25	16	36	68
18	Hangu	3	0	2	2	2	1
19	Karak	11	210	3	3	115	106
20	Haripur	21	14	0	0	25	10
21	Abbottabad	73	33	2	2	20	86
22	Mansehra	3	27	0	0	15	15
23	Batagram	0	1	0	0	1	0
24	Kohistan Upper	0	0	0	0	0	0
25	Torghar	0	0	0	0	0	0
26	Kohistan Lower	0	0	0	0	0	0
27	Kollai Pallas Kohistan	0	0	0	0	0	0
28	Bajaur District	0	12	0	0	5	7
29	Khyber District	0	0	0	0	0	0
30	Mohmand District	0	0	0	0	0	0
31	Orakzai District	0	0	0	0	0	0
32	Kurram District	5	21	0	0	24	2
33	North Waziristan	0	0	0	0	0	0
34	South Waziristan	0	0	0	0	0	0
35	Chitral Upper	0	3	10	0	3	10
Total		347	1015	145	304	701	502

5.36 District wise statement of Murder Cases during the year 2020

S.No	District	Pendency	Institution	Transferred		Disposal	Balance
				In	Out		
1	Peshawar	888	290	71	213	311	725
2	Nowshera	185	146	107	61	96	281
3	Charsadda	288	528	335	210	242	699
4	Mardan	539	378	21	15	368	555
5	Swabi	283	253	45	57	153	371

Judicial Statistics of Pakistan, Annual Report 2020

S.No	District	Pendency	Institution	Transferred		Disposal	Balance
				In	Out		
6	Malakand	46	77	47	39	68	63
7	Swat	209	156	28	125	78	190
8	Shangla	13	55	4	6	45	21
9	Lower Dir	71	56	6	13	34	86
10	Upper Dir	243	123	87	97	95	261
11	Buner	48	64	17	10	54	65
12	Chitral Lower	19	15	0	1	5	28
13	D.I.Khan	148	109	96	105	63	185
14	Tank	141	46	35	15	170	37
15	Bannu	216	220	108	63	199	282
16	Lakki	309	248	223	185	172	423
17	Kohat	283	147	104	120	177	237
18	Hangu	50	94	33	24	74	79
19	Karak	156	157	12	12	77	236
20	Haripur	118	54	0	0	98	74
21	Abbottabad	157	46	33	33	69	134
22	Mansehra	66	117	0	0	126	57
23	Batagram	25	52	8	25	33	27
24	Kohistan Upper	12	55	0	0	49	18
25	Torghar	19	18	0	0	12	25
26	Kohistan Lower	0	23	0	0	15	8
27	Kolai Pallas Kohistan	6	29	0	0	17	18
28	Bajaur District	58	51	0	0	44	65
29	Khyber District	24	48	1	3	10	60
30	Mohmand District	9	53	2	2	24	38
31	Orakzai District	7	30	0	0	24	13
32	Kurram District	119	131	0	0	151	99
33	North Waziristan	5	34	13	11	19	22
34	South Waziristan	0	14	3	3	11	3
35	Chitral Upper	0	3	3	0	1	5
Total		4760	3920	1442	1448	3184	5490

5.37 District-wise statement of Cases Carrying Sentence of Seven Years or More Imprisonment up to Death Sentence during the Year 2020

S. No	District	Pendency	Institution	Transferred		Disposal	Balance
				In	Out		
1	Peshawar	2826	3193	697	749	2125	3842
2	Nowshera	1914	2083	1496	945	1203	3345
3	Charsadda	724	882	742	611	647	1090
4	Mardan	3071	5226	425	425	4595	3702
5	Swabi	954	2342	507	647	1148	2008
6	Malakand	408	827	503	304	975	459
7	Swat	509	875	21	21	716	668
8	Shangla	147	476	30	40	412	201
9	Lower Dir	716	1568	0	0	1348	936
10	Upper Dir	1174	968	458	275	714	1611

Judicial Statistics of Pakistan, Annual Report 2020

S. No	District	Pendency	Institution	Transferred		Disposal	Balance
				In	Out		
11	Buner	148	1135	209	102	1121	269
12	Chitral	278	308	118	160	275	269
13	D.I.Khan	936	1138	756	924	842	1064
14	Tank	222	672	506	246	690	464
15	Bannu	897	1144	689	586	825	1319
16	Lakki	948	1799	389	463	1285	1388
17	Kohat	1291	996	591	396	933	1549
18	Hangu	151	976	278	245	739	421
19	Karak	950	576	154	90	669	921
20	Haripur	1965	2664	0	0	2787	1842
21	Abbottabad	1229	1268	287	287	551	1946
22	Mansehra	358	2262	0	0	1993	627
23	Batagram	38	189	57	74	160	50
24	Kohistan Upper	17	45	26	12	55	21
25	Torghar	19	47	0	0	26	40
26	Kohistan Lower	1	61	0	0	35	27
27	Kollai Pallas Kohistan	6	60	13	7	46	26
28	Bajaur District	42	148	0	0	97	93
29	Khyber District	14	84	23	5	21	95
30	Mohmand District	23	109	3	8	55	72
31	Orakzai District	1	103	9	0	61	52
32	Kurram District	32	30	0	0	22	40
33	North Waziristan	9	42	2	13	29	11
34	South Waziristan	0	79	1	1	42	37
35	Chitral Upper	0	37	32	0	35	34
Total		22018	34412	9022	7636	27277	30539

5.38 District wise statement of Narcotics Cases in during the year 2020

S. No	District	Pendency	Institution	Transferred		Disposal	Balance
				In	Out		
1	Peshawar	2230	4707	592	553	3763	3213
2	Nowshera	989	844	357	355	245	1590
3	Charsadda	282	1738	403	408	337	1678
4	Mardan	2169	2143	604	823	551	3542
5	Swabi	675	1427	81	155	440	1588
6	Malakand	29	470	57	34	460	62
7	Swat	230	1417	243	191	993	706
8	Shangla	3	401	4	7	377	24
9	Lower Dir	95	300	2	5	153	239
10	Upper Dir	236	340	21	31	132	434
11	Buner	11	1031	36	37	938	103
12	Chitral	71	227	18	46	100	170
13	D.I.Khan	112	563	103	100	349	329
14	Tank	170	447	198	206	536	73
15	Bannu	353	1400	191	269	1101	574
16	Lakki	58	226	71	46	78	231
17	Kohat	711	585	153	184	380	885

Judicial Statistics of Pakistan, Annual Report 2020

S. No	District	Pendency	Institution	Transferred		Disposal	Balance
				In	Out		
18	Hangu	23	1385	17	24	1239	162
19	Karak	405	1075	49	190	926	413
20	Haripur	694	580	361	413	509	713
21	Abbottabad	423	687	561	538	182	951
22	Mansehra	155	568	109	128	283	421
23	Batagram	1	97	2	1	87	12
24	Kohistan Upper	1	26	0	0	25	2
25	Torghar	3	55	0	3	49	6
26	Kohistan Lower	0	75	0	0	62	13
27	Kollai Pallas Kohistan	0	4	0	0	1	3
28	Bajaur District	2	11	0	0	2	11
29	Khyber District	128	111	37	10	47	219
30	Mohmand District	1	65	0	0	36	30
31	Orakzai District	4	37	3	4	21	19
32	Kurram District	21	71	25	24	67	26
33	North Waziristan	3	43	5	4	26	21
34	South Waziristan	0	13	1	0	6	8
35	Chitral Upper	0	35	33	5	43	20
Total		10288	23204	4337	4794	14544	18491

5.39 Age-wise pendency of cases in the District Judiciary

Number of cases pending that were instituted during the year													
Category	upto 31-12-2009	2010	2011	2012	2013	2014	2015	2016	2017	2018	2019	2020	Total Pendency as on 31-12-2020
Criminal Cases	1	0	0	9	46	126	348	1151	3639	8478	21175	47452	82425
Civil Cases	401	192	306	911	1642	2992	4534	7037	10001	16244	35081	68708	148049
TOTAL	402	192	306	920	1688	3118	4882	8188	13640	24722	56256	116160	230474

High Court of Balochistan

6 High Court of Balochistan

Balochistan High Court is comparatively a new High Court as compared to the other High Courts of the country. There used to be a Judicial Commissioner in Balochistan prior to the establishment of the erstwhile High Court of West Pakistan on 14th October, 1955 for the entire Province of West Pakistan. Upon its dissolution on 1st July, 1970 a joint High Court for the Provinces of Sindh and Balochistan was established which remained as such up to 30th November, 1976, when separate High Courts were established for each of the two Provinces. However, the High Court of Balochistan was established on 1st December, 1976 and Honourable Mr. Justice Mir Khuda Bakhsh Marri as Chief Justice while Mr. Justice M.A. Rasheed and Mr. Justice Zakaullah Lodhi were transferred to the new High Court at Quetta. During the first decade of its establishment, the strength of the High Court of Balochistan remained to be five. The High Court was initially established in the present day Sessions Court building, whereas, on the construction of new building during the year 1993, the High Court was shifted to the present building inaugurated on 4th September, 1993.

6.1 Composition of the Court and Appointment of Judges

The total sanctioned strength of judges of the High Court of Balochistan including the Chief Justice is 11 Judges. They are appointed by the President of Pakistan in accordance with Article 175-A of the Constitution. The Principal seat of High Court of Balochistan is at Quetta and its bench is at Sibi.

6.2 Hon'ble Judges of the High Court of Balochistan as on 31-12-2020

Sr. #	Name	Date of Elevation	Date of Superannuation
1.	Justice Jamal Khan Mandokhail	07.09.2009	10.11.2023
2.	Justice Naeem Akhtar Afghan	11.05.2011	28.06.2025
3.	Justice Muhammad Hashim Khan Kakar	11.05.2011	17.09.2025
4.	Justice Muhammad Ejaz Swati	02.09.2013	05.06.2025
5.	Justice Muhammad Kamran Mulakhail	02.09.2013	18.01.2030
6.	Justice Zaheer-ud-Din Kakar	17.07.2018	03.03.2025
7.	Justice Abdullah Baloch	17.07.2018	15.03.2025
8.	Justice Nazir Ahmed Langove	17.07.2018	04.06.2024
9.	Justice Rozi Khan Barrech	31.05.2019	07.03.2026
10.	Justice Abdul Hameed Baloch	31.05.2019	01.01.2023

Sanctioned Strength of Hon'ble Judges (as on 31-12-2020): 15
 Working Strength of Hon'ble Judges: (as on 31-12-2020): 10

6.3 Hon'ble Judges elevated to the Supreme Court of Pakistan during the Year 2020

Sr. #	Name	Date of Elevation
1	Nil	Nil

6.4 Hon'ble Judges of the who retired during the Year 2020

Sr. #	Name	Date of Retirement
1	Nil	Nil

6.5 Sanctioned and Working Strength as on 31-12-2020

S.#	Name of Post	Principal Seat			Sibi Bench			Turbat Bench			Total		
		Sanctioned Strength	Working Strength	Vacant Strength	Sanctioned Strength	Working Strength	Vacant Strength	Sanctioned Strength	Working Strength	Vacant Strength	Sanctioned Strength	Working Strength	Vacant Strength
1	Puisne Judge	1	1	-	1		1	1		1	3	1	2
2	Registrar	1	1	-			-			-	1	1	-
3	D&SJ, Inspection	1	1	-			-			-	1	1	-

Judicial Statistics of Pakistan, Annual Report 2020

S.#	Name of Post	Principal Seat			Sibi Bench			Turbat Bench			Total		
		Sanctioned Strength	Working Strength	Vacant Strength	Sanctioned Strength	Working Strength	Vacant Strength	Sanctioned Strength	Working Strength	Vacant Strength	Sanctioned Strength	Working Strength	Vacant Strength
4	Additional Registrar	4	1	3	1	1	-			-	5	2	3
5	Secretary to Chief Justice	1	1	-			-			-	1	1	-
6	AD&SJ, Inspection	1	1	-			-			-	1	1	-
7	Senior Civil Judge, Inspection	1	-	1			-			-	1	0	1
8	Member Majlis-e-Shoora, Inspection	1	1	-			-			-	1	1	-
9	OSD (BPS-20)	1	-	1			-			-	1	0	1
10	Director Horticulture	1	1	-			-			-	1	1	-
11	Deputy Registrar	8	3	5			-			-	8	3	5
12	System Analyst	1	1	-			-			-	1	1	-
13	OSD (BPS-19)	3	-	3			-			-	3	0	3
14	Librarian	1	1	-			-			-	1	1	-
15	Judicial Magistrate, Inspection	1	-	1			-			-	1	0	1
16	Research and Reference Officer	1	1	-			-			-	1	1	-
17	OSD (BPS-18)	5		5							5		5
18	Private Secretary	16	11	5			-	2		2	18	11	7
19	Database Administrator	1	1	-			-			-	1	1	-
20	Computer Programmer	2	1	1			-			-	2	1	1
21	Assistant Registrar	12	4	8	1		1	1	1	-	14	5	9
22	Court Assistant	16	16	-	2	2	-	3	3	-	21	21	-
23	Senior Translator	2	-	2			-			-	2	0	2
24	Protocol Officer	1	1	-			-			-	1	1	-
25	Data Centre Administrator	1		1							1		
26	Assistant Computer Programmer	1		1							1		
27	Assistant Librarian	1		1							1		
28	Data Processing Officers	5	4	1			-			-	5	4	1
29	Secretary to DSJ, Inspection	1	-	1			-			-	1	0	1
30	Personal Assistant	16	15	1	1	0	1	2	2	-	19	17	2
31	Research Officer	3	1	2			-			-	3	1	2
32	Security Officer	1	1	-			-			-	1	1	-
33	Architect	1		1			-			-	1	0	1
34	Assistant Accounts Officer	1		1							1		
35	Superintendent Transport	1	-	1			-			-	1	0	1
36	Assistant Protocol Officer	2	2	-			-	1	1	-	3	3	-
37	Assistant Security Officer	1	-	1			-			-	1	0	1
38	Computer Operator	8	6	2			-			-	8	6	2
39	Stenographer	11	3	8			-			-	11	3	8
40	Assistant	25	24	1	2	1	1	1	1	-	28	26	2
41	Head Cook	1	1	-			-			-	1	1	-
42	Transport Supervisor	1	1	-			-			-	1	1	-

Judicial Statistics of Pakistan, Annual Report 2020

S.#	Name of Post	Principal Seat			Sibi Bench			Turbat Bench			Total		
		Sanctioned Strength	Working Strength	Vacant Strength	Sanctioned Strength	Working Strength	Vacant Strength	Sanctioned Strength	Working Strength	Vacant Strength	Sanctioned Strength	Working Strength	Vacant Strength
43	Library Assistant	3	3	-	1	0	1			-	4	3	1
44	Classifier	1	1	-			-			-	1	1	-
45	Transport Supervisor	1	1	-			-			-	1	1	-
46	Accountant	1		1			-			-	1	0	1
47	Senior Clerk	32	32	-	1	1	-	2	2	-	35	35	-
48	CCTV Technician	2		2	1		1			-	3	0	3
49	Assistant Accountant	1		1			-			-	1	0	1
50	Assistant Computer Operator	19	1	18	1		1			-	20	1	19
51	Data Entry Operator	2		2	1		1			-	3	0	3
52	Media Coordinator	1		1			-			-	1	0	1
53	Stenotypist	4	3	1			-			-	4	3	1
54	Assistant Transport Supervisor	1	1	-			-			-	1	1	-
55	Junior Clerk	37	32	5	2	1	1	2	1	1	41	34	7
56	Telephone Operator	2	2	-			-			-	2	2	-
57	Caretaker	2	2	-			-			-	2	2	-
58	Court Jamadar	1	1	-			-			-	1	1	-
59	Cataloguer	1	1	-			-			-	1	1	-
60	Driver	34	32	2	1	1	-	2	2	-	37	35	2
61	Book Binder	3	3	-			-			-	3	3	-
62	Carpenter	1	1	-			-			-	1	1	-
63	Cook	9	9	-	1	1	-			-	10	10	-
64	Electrician	2	2	-			-			-	2	2	-
65	Head Bailiff	1	1	-	1	1	-			-	2	2	-
66	Machine Man	2	1	1	1	1	-	1	1	-	4	3	1
67	Photostat Operator	1	1	-			-			-	1	1	-
68	Plumber	2	2	-			-			-	2	2	-
69	Tube well Operator	1	1	-			-			-	1	1	-
70	Bailiff	15	15	-	3	3	-	3	3	-	21	21	-
71	Process Server	4	4	-			-	4	4	-	8	8	-
72	Head Mali	1	1	-			-			-	1	1	-
73	Head Frash	1	1	-			-			-	1	1	-
74	Head Sweeper	1	1	-			-			-	1	1	-
75	Helper	10	10	-			-			-	10	10	-
76	Tracer	1	1	-			-			-	1	1	-
77	Tube Well Helper	1	1	-			-			-	1	1	-
78	Chowkidar	13	13	-	3	3	-	1	1	-	17	17	-
79	Daftari	19	18	1	1	1	-	2	2	-	22	21	1
80	Mali	30	30	-	4	4	-	1		1	35	34	1
81	Naib Qasid	75	74	1	6	5	1	4	4	-	85	83	2
82	Sweeper	21	21	-	4	3	1	1		1	26	24	2

6.6 Budget Allocation for the Year 2020-21

Sr. #	Particulars	Budget in Rupees
High Court		
1	Principal Seat, Quetta	936,573,000/-
2	Sibi Bench	60,804,000/-
3	Turbat Bench	50,978,000/-
Total		1,048,355,000
District Judiciary		
1	Session Courts	1,007,311,660/-
2	Civil Courts	1,509,412,550/-
Total		2,516,724,210/-

6.7 Statement Showing Complaints and Penalties during the Year 2020

Complaints		Officers of High Court	Officials of High Court	Judicial Officers	Staff of District Judiciary	Total
1	Total Complaints Received	-	-	7	2	9
2	Total Complaints Disposed of	-	-	11	2	13
3	Under Process	-	3	2	-	5

Penalties		Officers of High Court	Officials of High Court	Judicial Officers	Staff of District Judiciary	Total
A. Major Punishment						
i.	Dismissal from Service	-	-	-	-	-
ii.	Removal from Service	-	-	-	-	-
iii.	Compulsory Retirement	-	-	-	-	-
iv.	Reduction of Lower Stage	-	-	-	-	-
v.	Reduction to Lower Post	-	-	-	-	-
Total		-	-	-	-	-
B. Minor Punishment						
i.	Stoppage of Increment	-	2	1	-	2
ii.	Withholding Promotion	-	1	-	-	-
iii.	Censure/Warning	-	-	6	2	8
Total		-	3	7	2	10
C. Other Administrative Actions:						
Transfer:		normal routine in the interest of public service.				
Suspension:		nil				
Supersession:		nil				

6.8 Consolidated Statement Showing Pendency, Institution, Disposal and Balance of Cases in the High Court of Balochistan during 2020.

Pending	Institution	Disposal	Balance
4,849	5,256	6,117	3,988

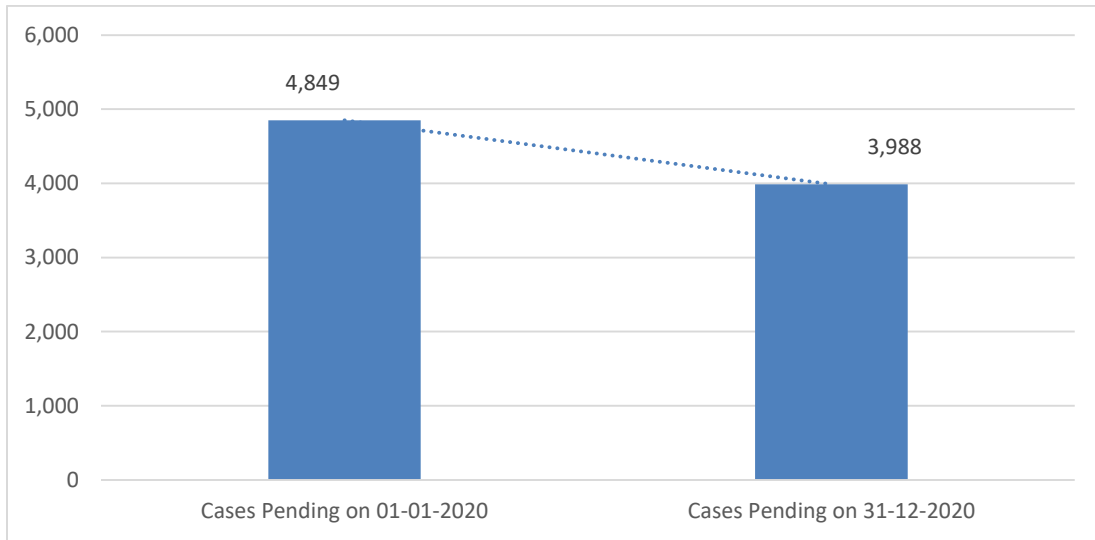


Chart illustrating a comparison between number of cases pending at beginning and end of the year 2020

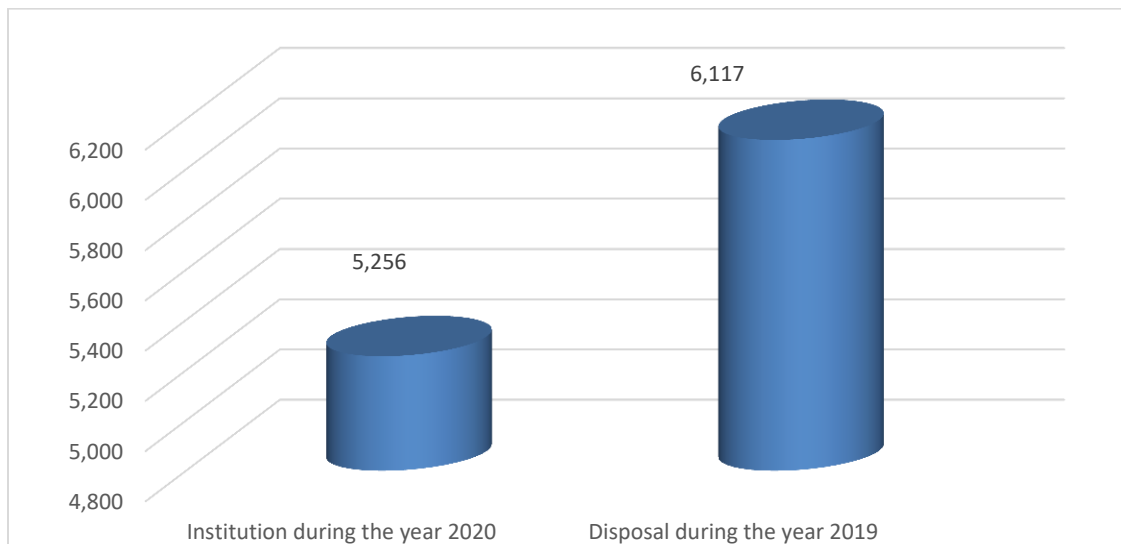


Chart illustrating a comparison between number of cases instituted and disposed of during the Year 2020

6.9 Consolidate Statement of Insituion, Disposal and Balance of Cases in the High Court of Balochistan

S.No	Name of Principal Seat and Benches	Pendency on 01-01-2020	Institution	Disposal	Balance on 31-12-2020
1	Principal Seat at Quetta	3,778	4,229	4,639	3,368
2	Circuit Bench at Sibi	574	668	783	459
3	Circuit Bench at Turbat	497	359	695	161
Total		4,849	5,256	6,117	3,988

6.10 Category-Wise Institution, Disposal and Balance of Cases in the High Court of Balochistan including Sibi and Turbat benches during the Year 2020.

S.no.	Particulars of Cases	Principal Seat				Sibi Bench				Turbat Bench				Grand Total			
		Pending	Institution	Disposal	Balance	Pending	Institution	Disposal	Balance	Pending	Institution	Disposal	Balance	Pending	Institution	Disposal	Balance
1	Constitution Petition (DB)	1,293	1,614	1,827	1,080	240	205	263	182	102	94	160	36	1,635	1,913	2,250	1,298
2	Criminal Revision (SB/DB)	151	115	200	66	15	30	31	14	46	5	40	11	212	150	271	91
3	Habeas Corpus Petition (DB)	8	4	1	11	0	0	0	0	0	0	0	0	8	4	1	11
4	Civil Revision (SB/DB)	910	730	554	1,086	49	54	88	15	146	83	144	85	1,105	867	786	1,186
5	Civil Petition U/C Act	10	1	2	9	0	0	0	0	0	0	0	0	10	1	2	9
6	Criminal Misc: Quashment	95	89	102	82	13	34	35	12	0	0	0	0	108	123	137	94
7	Criminal Bail Application	8	740	637	111	8	156	149	15	63	95	154	4	79	991	940	130
8	Suit for Recovery of Loans	4	0	0	4	0	0	0	0	0	0	0	0	4	0	0	4
9	Original Suit	11	2	0	13	0	0	0	0	0	0	0	0	11	2	0	13
10	Execution Application	1	0	0	1	1	0	0	1	0	0	0	0	2	0	0	2
11	Contempt Application	58	99	119	38	5	11	14	2	0	4	2	2	63	114	135	42
12	Review Petition/Appeal	22	73	68	27	2	8	7	3	4	1	4	1	28	82	79	31
13	Election Petition/Appeals	0	0	0	0	0	0	0	0	0	0	0	0	0	0	0	0
14	Civil/Criminal Transfer Application	42	57	72	27	12	13	9	16	0	9	3	6	54	79	84	49
15	Suo Moto Reference	1	2	0	3	0	0	0	0	0	0	0	0	1	2	0	3
16	Insolvency Petition/Appeal	2	0	0	2	0	0	0	0	0	0	0	0	2	0	0	2
17	Criminal Civil Original Complaint	0	0	0	0	0	0	0	0	0	0	0	0	0	0	0	0
18	Murder Reference	22	7	22	7	6	2	3	5	1	2	2	1	29	11	27	13
19	Admiralty Suit	0	0	0	0	0	0	0	0	0	0	0	0	0	0	0	0
20	Criminal Appeal/Jail Appeal	512	316	597	231	128	118	120	126	64	58	107	15	704	492	824	372
21	High Court Appeal	36	7	17	26	64	7	30	41	0	0	0	0	100	14	47	67
22	Regular First Appeal	156	147	76	227	9	1	3	7	27	2	29	0	192	150	108	234
23	Regular Second Appeal	0	2	2	0	0	0	0	0	0	0	0	0	0	2	2	0
24	First Appeal Orders	67	31	66	32	1	0	1	0	3	0	3	0	71	31	70	32
25	Succession Appeal	0	13	7	6	3	0	2	1	0	0	0	0	3	13	9	7

Judicial Statistics of Pakistan, Annual Report 2020

S.no.	Particulars of Cases	Principal Seat				Sibi Bench				Turbat Bench				Grand Total			
		Pending	Institution	Disposal	Balance	Pending	Institution	Disposal	Balance	Pending	Institution	Disposal	Balance	Pending	Institution	Disposal	Balance
26	Civil Misc: Appeal	56	27	62	21	0	2	2	0	41	4	45	0	97	33	109	21
27	Custom Appeal/Reference	100	87	86	101	0	0	0	0	0	0	0	0	100	87	86	101
28	Criminal Reference	13	0	1	12	0	0	0	0	0	2	2	0	13	2	3	12
29	Family Appeal	1	0	0	1	0	0	0	0	0	0	0	0	1	0	0	1
30	Guardian Appeal	3	0	1	2	0	0	0	0	0	0	0	0	3	0	1	2
31	Admiralty Appeal	1	3	2	2	0	0	0	0	0	0	0	0	1	3	2	2
32	Special Criminal Banking Appeal	1	1	0	2	0	0	0	0	0	0	0	0	1	1	0	2
33	Criminal Ehtisab Appeal	61	17	28	50	0	0	0	0	0	0	0	0	61	17	28	50
34	Income Tax Appeal	16	2	14	4	0	0	0	0	0	0	0	0	16	2	14	4
35	Inter Court Appeal	0	0	0	0	0	0	0	0	0	0	0	0	0	0	0	0
36	Sales Tax Appeal	6	1	4	3	0	0	0	0	0	0	0	0	6	1	4	3
37	Cv:Misc: Application	0	5	2	3	0	2	2	0	0	0	0	0	0	7	4	3
38	Criminal Appeal (ATA) (SB/DB)	14	30	26	18	18	25	24	19	0	0	0	0	32	55	50	37
39	Environmental Appeal	0	0	0	0	0	0	0	0	0	0	0	0	0	0	0	0
41	Crl:Misc: Application	74	0	14	60	0	0	0	0	0	0	0	0	74	0	14	60
42	Clemency Appeal	0	3	3	0	0	0	0	0	0	0	0	0	0	3	3	0
43	Service Judiciary	23	4	27	0	0	0	0	0	0	0	0	0	23	4	27	0
44	Trade Org	0	0	0	0	0	0	0	0	0	0	0	0	0	0	0	0
	Total	3,778	4,229	4,639	3,368	574	668	783	459	497	359	695	161	4,849	5,256	6,117	3,988

6.11 Institution, Disposal and Balance of Appeals/References arising out of Death Sentences during the Year 2020

Pendency	Institution	Disposal	Balance
15	11	17	9

6.12 Institution, Disposal and Balance of Appeals arising out of Sentences of Life Imprisonment during the Year 2020

Pendency	Institution	Disposal	Balance
105	86	129	105

6.13 Institution, Disposal and Balance of Appeals arising out of Sentences of Seven Years and above but below life imprisonment during the Year 2020

Pendency	Institution	Disposal	Balance
72	265	168	72

6.14 Consolidated Pendency, Institution, Disposal and Balance of cases in the High Court of Balochistan, during the last 10 years

Year	Case Pending at start of Year	Institution during the year	Disposal during the year	Balance at end of year
2010	4726	3427	2697	5456
2011	5456	3447	3785	5118
2012	5118	3487	3727	4878
2013	4878	3941	3896	4923
2014	4923	4053	3697	5279
2015	5279	4570	4227	5622
2016	5622	4501	3965	6158
2017	6158	4966	5094	6030
2018	6030	5267	5432	5865
2019	5865	5359	6053	5171
Total	54055	43018	42573	54500

6.15 Institution, Disposal and Balance of cases in the High Court of Balochistan, during the last 10 years

Principal Seat

Year	Case Pending at start of Year	Institution during the year	Disposal during the Year	Balance at end of Year
2010	4160	2973	2263	4870
2011	4870	2974	3201	4643
2012	4643	3014	3183	4474
2013	4474	3353	3300	4527
2014	4527	3455	3140	4842
2015	4842	3589 (217 cases transfred to Turbat bench)	3454	4977

Year	Case Pending at start of Year	Institution during the year	Disposal during the Year	Balance at end of Year
2016	4977	3485	3200	5262
2017	5262	3933	4191	5004
2018	5004	4065	4378	4691
2019	4691	4152	4743	4100

Sibi Bench

Year	Case Pending at start of Year	Institution during the year	Disposal during the year	Balance at end of year
2010	566	466	446	586
2011	586	473	584	475
2012	475	476	544	407
2013	407	605	579	433
2014	433	613	558	488
2015	488	744	757	475
2016	475	617	558	534
2017	433	613	558	488
2018	488	744	757	475
2019	475	617	558	534

Turbat Bench

Year	Case Pending at start of Year	Institution during the year	Disposal during the year	Balance at end of year
2015	0	Trasnferred Cases 216 and 17 were Instituted351	15	218
2016	218	351	207	362
2017	362	305	281	386
2018	386	273	202	457
2019	457	513	473	497
Total	1423	1675	1178	1920

Note: The Turbat circuit bench was constituted on 22-12-2015

6.16 Age-wise pendency of cases in the High Court of Balochistan

	Number of Cases pending that were instituted during the year												Pendency as on 31-12-2020
	Upto 01-06-2009	2009	2010	2011	2012	2013	2014	2015	2016	2017	2018	2019	
Criminal	4893	16388	29858	25440	27888	29047	21779	32457	34131	35016	34796	5884	7796
Civil	4739	7748	10364	11396	10514	9086	9092	11244	12517	13818	14200	7892	8238
Total	9632	24136	40222	36836	38402	38133	30871	43701	46648	48834	48996	13776	16034

**District Judiciary
Balochistan**

6.17 District-wise Sanctioned and Working Strength of Judicial Officers in Balochistan Province as on 31-12-2020

Name of District	District & Sessions Judges				Additional District & Sessions Judges				Senior Civil Judges				Civil Judges/Judicial Magistrate/Famil				Member Majlis-e-Shoora				Qazi				Total			
	Sanctioned Strength	Working Strength	Special Court/Ex-Cadre	Vacant Posts	Sanctioned Strength	Working Strength	Special Court/Ex-Cadre	Vacant Posts	Sanctioned Strength	Working Strength	Special Court/Ex-Cadre	Vacant Posts	Sanctioned Strength	Working Strength	Special Court/Ex-Cadre	Vacant Posts	Sanctioned Strength	Working Strength	Special Court/Ex-Cadre	Vacant Posts	Sanctioned Strength	Working Strength	Special Court/Ex-Cadre	Vacant Posts	Sanctioned Strength	Working Strength	Special Court/Ex-Cadre	Vacant Posts
High Court	2	-	2	-	1	0	1	0	1	0	1	0	1	0	1	0	1	0	1	0	0	0	1	0	6	-	7	-
Quetta	7	1	6	-	11	10	0	1	4	4	0	0	29	27	0	2									51	42	6	3
Sariab	1	1	-	-	0	0	0	0	1	1	0	0	4	3	0	1									6	5	-	1
Pishin	2	1	1	0	1	1	0	0	1	1	0	0	7	4	0	3									11	7	1	3
Killa Abdullah	1	1	0	0	1	1	0	0	1	1	0	0	4	2	0	2									7	5	-	2
Loralai	2	1	0	1	2	1	0	1	1	1	0	0	6	4	0	2									11	7	-	4
Barkhan	1	0	0	1	1	1	0	0					2	2	0	0									4	3	-	1
Dera Allah Yar	2	1	0	1	1	1	0	0	1	1	0	0	4	2	0	2									8	5	-	3
Dera Murad Jamali	1	1	0	0	2	2	0	0					7	3	0	4	2	2	0	0	3	2	0	1	15	10	-	5
Usta Muhammad	1	0	0	1	1	0	0	1	1	1	0	0	3	1	0	2									6	2	-	4
Sibi	2	1	0	1	5	3	0	2	1	1	0	0	10	9	0	1	2	2	0	0	2	2	0	0	22	18	-	4

Judicial Statistics of Pakistan, Annual Report 2020

Name of District	District & Sessions Judges				Additional District & Sessions Judges				Senior Civil Judges				Civil Judges/Judicial Magistrate/Famil				Member Majlis-e-Shoora				Qazi				Total			
	Sanctioned Strength	Working Strength	Special Court/Ex-Cadre	Vacant Posts	Sanctioned Strength	Working Strength	Special Court/Ex-Cadre	Vacant Posts	Sanctioned Strength	Working Strength	Special Court/Ex-Cadre	Vacant Posts	Sanctioned Strength	Working Strength	Special Court/Ex-Cadre	Vacant Posts	Sanctioned Strength	Working Strength	Special Court/Ex-Cadre	Vacant Posts	Sanctioned Strength	Working Strength	Special Court/Ex-Cadre	Vacant Posts	Sanctioned Strength	Working Strength	Special Court/Ex-Cadre	Vacant Posts
Kalat	1	1	0	0									4	3	0	1	2	2	0	0	2	1	0	1	9	7	-	2
Mastung	1	1	0	0									3	2	0	1	2	2	0	0	2	2	0	0	8	7	-	1
Khuzdar	2	1	1	0	2	2	0	0					9	5	0	4	3	3	0	0	3	3	0	0	19	14	1	4
Lasbella at Hub	1	1	0	0	3	3	0	0	1	1	0	0	11	9	0	2	2	2	0	0	2	2	0	0	20	18	-	2
Mekran at Turbat	1	1	0	0	1	0	0	1					6	2	0	4	3	2		1	3	3	0	0	13	8	-	6
Noshki	2	1	0	1					1	1	0	0	3	1	0	2									6	3	-	3
Chaghai at Dalbandin	1	0	0	1	1	1	0	0					4	2	0	2									6	3	-	3
Kharan	1	1	0	0	4	1	0	3					6	3	0	3	3	3	0	0	5	3	0	2	18	10	-	8
Musakhail	1	1	0	0									4	2	0	2									5	3	-	2
Zhob	1	1	0	0					1	1	0	0	5	2	0	3									7	4	-	3
Killa Saifullah	1	0	0	1	2	2	0	0					4	3	0	1									7	5	-	2
Dera Bugti	1	1	0	0									3	2	0	1									4	3	-	1
Kohlu	1	0	0	1	1	1	0	0					3	0	0	3									5	1	-	4

Judicial Statistics of Pakistan, Annual Report 2020

Name of District	District & Sessions Judges				Additional District & Sessions Judges				Senior Civil Judges				Civil Judges/Judicial Magistrate/Famil				Member Majlis-e-Shoora				Qazi				Total			
	Sanctioned Strength	Working Strength	Special Court/Ex-Cadre	Vacant Posts	Sanctioned Strength	Working Strength	Special Court/Ex-Cadre	Vacant Posts	Sanctioned Strength	Working Strength	Special Court/Ex-Cadre	Vacant Posts	Sanctioned Strength	Working Strength	Special Court/Ex-Cadre	Vacant Posts	Sanctioned Strength	Working Strength	Special Court/Ex-Cadre	Vacant Posts	Sanctioned Strength	Working Strength	Special Court/Ex-Cadre	Vacant Posts	Sanctioned Strength	Working Strength	Special Court/Ex-Cadre	Vacant Posts
Panjgoor	1	0	0	1	1	1	0	0					1	1	0	0	2	2	0	0	1	1	0	0	6	5	-	1
Gwadar	1	1	0	0	1	1	0	0	1	1	0	0	6	4	0	2					1	1			12	10	-	2
Total	39	19	10	10	42	32	1	9	16	15	1	0	149	98	1	50	22	20	1	1	24	20	0	4	292	204	14	74

6.18 Consolidated Statement Showing Pendency, Institution, Disposal and Balance of Cases in the District Judiciary of Balochistan during 2020

Pending	Institution	Disposal	Balance
13776	51864	49606	16034

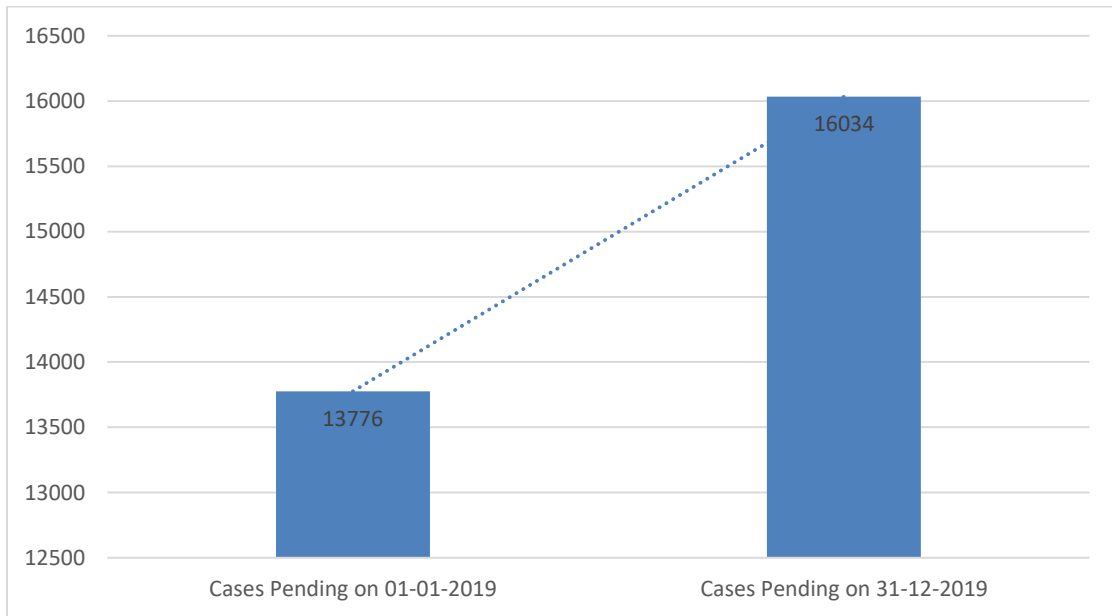


Chart illustrating a comparison between number of cases pending at beginning and end of the year 2020

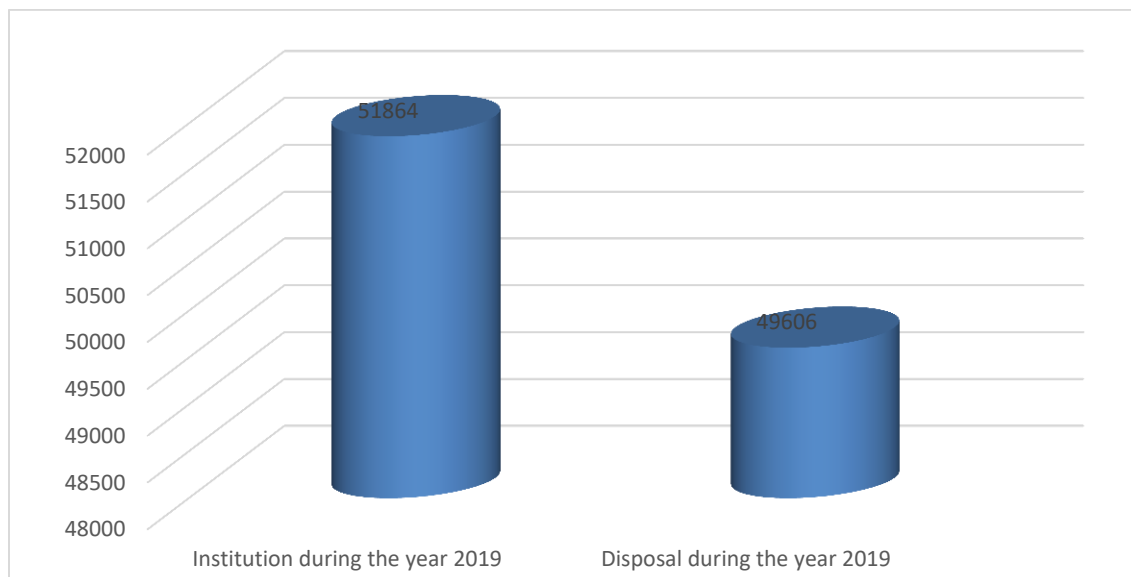


Chart illustrating a comparison between number of cases instituted and disposed of during the Year 2020

6.21. Statement Showing of Institution, Disposal and Balance of Criminal & Civil Cases Including Old Cases of District Judiciary from 01.01.2020 to 31.12.2020

Category	Pendency on 01.01.2020	Remanded during the Year	Institution	Disposal	Balance on 31.12.2020
Criminal Cases	5884	0	36340	34428	7796
Civil Cases	7892	0	15524	15178	8238
Total	13776	0	51864	49606	16034

6.22 District-wise Consolidate Institutions, Disposal and Balance of Cases in the District Judiciary of Balochistan during the year 2020

S.No.	Sessions Division	Pendency	Institution	Disposal	Balance
1	Quetta	7063	17884	18900	6047
2	Pishin	281	2800	2541	540
3	Zhob	278	987	969	296
4	Loralai	425	1415	1251	589
5	Khuzdar	538	2108	2028	618
6	Turbat	394	1251	1207	438
7	Mastung	288	1373	1277	384
8	Nushki	84	502	493	93
9	Hub	1000	3725	3573	1152
10	Usta Muhammad	140	542	456	226
11	Kharan	353	811	752	412
12	Musa khail	139	165	185	119
13	Sibi	397	4603	4398	602
14	Dera Allah Yar	390	1990	1984	396
15	Dera Murad Jamali	396	2350	2183	563
16	Dera Bugti	201	328	263	266
17	Panjgoor	117	552	508	161
18	Kohlu	32	260	222	70
19	Gawadar	414	1152	873	693
20	Barkhan	63	1046	984	125
21	Killa Saifullah	185	985	996	174
22	Kalat	103	323	241	185
23	Killa Abdullah	381	778	817	342
24	Dalbandin	114	816	783	147
25	Sariab	0	3118	1722	1396
	Grand Total	13776	51864	49606	16034

6.23 District-wise Institution, Disposal and Balance of Civil Cases in the District Judiciary of Balochistan w.e.f 1st January 2020 to 31th December, 2020

S.No.	Sessions Division	Pendency	Institution	Disposal	Balance
1	Quetta	4277	7536	8029	3784
2	Pishin	195	670	593	272
3	Zhob	101	263	272	92

Judicial Statistics of Pakistan, Annual Report 2020

S.No.	Sessions Division	Pendency	Institution	Disposal	Balance
4	Loralai	219	478	460	237
5	Khuzdar	283	598	555	326
6	Turbat	303	598	626	275
7	Mastung	194	251	234	211
8	Nushki	33	36	40	29
9	Hub	547	825	842	530
10	Usta Muhammad	68	185	161	92
11	Kharan	202	402	397	207
12	Musa khail	63	41	41	63
13	Sibi	247	990	918	319
14	Dera Allah Yar	139	40	17	162
15	Dera Murad Jamali	162	146	138	170
16	Dera Bugti	97	38	5	130
17	Panjgoor	66	155	153	68
18	Kohlu	20	100	105	15
19	Gawadar	346	246	171	421
20	Barkhan	6	130	85	51
21	Killa Saifullah	98	259	279	78
22	Kalat	49	78	49	78
23	Killa Abdullah	125	215	229	111
24	Dalbandin	52	69	74	47
25	Sariab	0	1175	705	470
	Total	7892	15524	15178	8238

6.24 District-wise Institution, Disposal and Balance of Criminal Cases in the District Judiciary of Balochistan w.e.f 1st January 2020 to 31 December 2020

S. No.	Sessions Division	Pendency	Institution	Disposal	Balance
1	Quetta	7063	17884	18900	6047
2	Pishin	281	2800	2541	540
3	Zhob	278	987	969	296
4	Loralai	425	1415	1251	589
5	Khuzdar	538	2108	2028	618
6	Turbat	394	1251	1207	438
7	Mastung	288	1373	1277	384
8	Nushki	84	502	493	93
9	Hub	1000	3725	3573	1152
10	Usta Muhammad	140	542	456	226
11	Kharan	353	811	752	412
12	Musa khail	139	165	185	119
13	Sibi	397	4603	4398	602
14	Dera Allah Yar	390	1990	1984	396
15	Dera Murad Jamali	396	2350	2183	563
16	Dera Bugti	201	328	263	266
17	Panjgoor	117	552	508	161
18	Kohlu	32	260	222	70
19	Gawadar	414	1152	873	693
20	Barkhan	63	1046	984	125
21	Killa Saifullah	185	985	996	174
22	Kalat	103	323	241	185
23	Killa Abdullah	381	778	817	342
24	Dalbandin	114	816	783	147
25	Sariab	0	3118	1722	1396
	Grand Total	13776	51864	49606	16034

6.25 District wise Pendency, Institution, Disposal and Balance of Family cases in the District Judiciary of Balochistan during the Year 2020

S.No.	Sessions Division	Pendency	Institution	Transferred		Disposal	Balance
				In	Out		
1	Quetta	565	493	148	104	661	441
2	Pishin	2	40	0	0	32	10
3	Zhob	12	6	0	0	12	6
4	Loralai	12	37	0	0	37	12
5	Khuzdar	21	81	12	1	59	54
6	Turbat	36	57	0	0	50	43
7	Mastung	16	15	0	0	25	6
8	Nushki	2	16	0	0	13	5
9	Hub	42	151	0	5	141	47
10	Usta Muhammad	10	42	0	11	20	21
11	Kharan	22	47	0	0	43	26
12	Musa khail	2	3	0	0	5	0
13	Sibi	17	123	0	1	102	37
14	Dera Allah Yar	12	86	0	0	82	16
15	Dera Murad Jamali	18	51	4	4	49	20
16	Dera Bugti	9	26	0	0	24	11
17	Panjgoor	8	27	0	0	18	17
18	Kohlu	3	0	0	0	3	0
19	Gawadar	11	7	21	0	12	27
20	Barkhan	0	8	0	0	6	2
21	Killa Saifullah	15	8	0	0	15	8
22	Kalat	2	1	0	0	2	1
23	Killa Abdullah	5	7	0	0	9	3
24	Dalbandin	14	14	0	0	20	8
25	Sariab	0	477	0	115	271	91
	Total	856	1823	185	241	1711	912

6.26 District wise Pendency, Institution, Disposal and Balance of Rent cases in the District Judiciary of Balochistan during the Year 2020

S. No.	Sessions Division	Pendency	Institution	Transferred		Disposal	Balance
				In	Out		
1	Quetta	115	116	1	2	104	130
2	Pishin	3	1	0	0	1	3
3	Zhob	0	2	0	0	1	1
4	Loralai	1	1	0	0	2	0
5	Khuzdar	1	3	0	0	1	3
6	Turbat	1	0	0	0	1	0
7	Mastung	2	1	0	0	2	1
8	Nushki	0	0	0	0	0	0
9	Hub	36	25	0	0	50	11
10	Usta Muhammad	0	0	0	0	0	0
11	Kharan	0	0	0	0	0	0
12	Musa khail	0	0	0	0	0	0
13	Sibi	1	5	0	0	3	3
14	Dera Allah Yar	0	0	0	0	0	0

Judicial Statistics of Pakistan, Annual Report 2020

S. No.	Sessions Division	Pendency	Institution	Transferred		Disposal	Balance
				In	Out		
15	Dera Murad Jamali	0	1	0	0	1	0
16	Dera Bugti	0	0	0	0	0	0
17	Panjgoor	4	0	0	0	2	2
18	Kohlu	0	0	0	0	0	0
19	Gawadar	3	4	0	0	4	3
20	Barkhan	0	0	0	0	0	0
21	Killa Saifullah	0	0	0	0	0	0
22	Kalat	0	0	0	0	0	0
23	Killa Abdullah	0	1	0	0	0	1
24	Dalbandin	0	0	0	0	0	0
25	Sariab	0	35	0	0	6	29
	Total	167	195	1	2	178	187

6.27 District wise Pendency, Institution, Disposal and Balance of Hudood cases in the District Judiciary of Balochistan during the Year 2020

S. No.	Sessions Division	Pendency	Institution	Transferred		Disposal	Balance
				In	Out		
1	Quetta	10	5	0	8	6	1
2	Pishin	0	0	0	0	0	0
3	Zhob	2	0	0	0	2	0
4	Loralai	0	0	0	0	0	0
5	Khuzdar	1	6	0	0	7	0
6	Turbat	0	0	0	0	0	0
7	Mastung	0	3	0	0	2	1
8	Nushki	0	1	0	0	1	0
9	Hub	4	20	4	7	15	6
10	Usta Muhammad	2	3	0	0	4	1
11	Kharan	0	0	0	0	0	0
12	Musa khail	0	0	0	0	0	0
13	Sibi	1	6	0	0	7	0
14	Dera Allah Yar	1	3	0	0	3	1
15	Dera Murad Jamali	1	8	0	0	8	1
16	Dera Bugti	1	1	0	0	2	0
17	Panjgoor	3	11	0	0	12	2
18	Kohlu	0	0	0	0	0	0
19	Gawadar	0	0	0	0	0	0
20	Barkhan	0	0	0	0	0	0
21	Killa Saifullah	0	0	0	0	0	0
22	Kalat	0	1	0	0	1	0
23	Killa Abdullah	2	0	0	0	2	0
24	Dalbandin	0	1	0	0	0	1
25	Sariab	0	3	0	1	1	1
	Total	28	72	4	16	73	15

6.28 District wise Pendency, Institution, Disposal and Balance of Narcotics cases in the District Judiciary of Balochistan during the Year 2020

S. No.	Sessions Division	Pendency	Institution	Transferred		Disposal	Balance
				In	Out		
1	Quetta	69	248	7	4	245	75
2	Pishin	2	54	0	2	46	8
3	Zhob	9	55	0	0	43	21
4	Loralai	1	81	0	0	54	28
5	Khuzdar	8	108	0	11	68	37
6	Turbat	9	163	0	0	116	56
7	Msatung	0	17	0	0	8	9
8	Nushki	1	44	0	0	35	10
9	Hub	121	330	0	77	256	118
10	Usta Muhammad	3	3	0	0	3	3
11	Kharan	6	14	0	3	11	6
12	Musa khail	5	16	0	0	11	10
13	Sibi	5	89	0	0	77	17
14	Dera Allah Yar	7	20	0	0	10	17
15	Dera Murad Jamali	48	33	0	30	46	5
16	Dera Bugti	0	17	0	0	17	0
17	Panjoor	1	70	0	0	66	5
18	Kohlu	0	6	0	0	6	0
19	Gawadar	32	375	4	2	262	147
20	Barkhan	1	12	0	0	11	2
21	Killa Saifullah	2	26	0	2	25	1
22	Kalat	1	22	0	0	19	4
23	Killa Abdullah	3	17	0	0	15	5
24	Dalbandin	7	15	6	6	9	13
25	Sariab	0	131	27	19	88	51
Total		341	1966	44	156	1547	648

6.29 District wise statement showing Pendency, Institution & Disposal of Murder Cases in the District Judiciary of Balochistan Province during 2020

S. No.	Sessions Division	Pendency	Institution	Transferred		Disposal	Balance
				In	Out		
1	Quetta	97	109	9	38	99	78
2	Pishin	9	24	3	3	16	17
3	Zhob	10	16	0	0	14	12
4	Loralai	25	64	0	1	39	49
5	Khuzdar	23	33	0	7	32	17
6	Turbat	5	38	0	13	17	13
7	Msatung	8	33	0	1	24	16
8	Nushki	4	13	0	0	9	8
9	Hub	9	24	9	1	19	22
10	Usta Muhammad	10	45	0	11	30	14
11	Kharan	9	6	0	0	7	8
12	Musa khail	9	13	0	0	17	5
13	Sibi	11	89	0	11	63	26

Judicial Statistics of Pakistan, Annual Report 2020

S. No.	Sessions Division	Pendency	Institution	Transferred		Disposal	Balance
				In	Out		
14	Dera Allah Yar	40	65	0	5	62	38
15	Dera Murad Jamali	41	134	0	1	152	22
16	Dera Bugti	2	25	0	0	26	1
17	Panjgoor	0	26	0	0	25	1
18	Kohlu	0	24	0	0	18	6
19	Gawadar	7	5	0	0	4	8
20	Barkhan	7	48	2	2	40	15
21	Killa Saifullah	3	17	4	10	12	2
22	Kalat	3	41	0	0	34	10
23	Killa Abdullah	27	23	0	0	29	21
24	Dalbandin	7	12	5	6	10	8
25	Sariab	0	111	50	54	53	54
Total		366	1038	82	164	851	471

6.30 District wise statement showing Pendency, Institution & Disposal of Civil Appeals in the District Judiciary of Balochistan Province during 2020

S. No.	Sessions Division	Pendency	Institution	Transferred		Disposal	Balance
				In	Out		
1	Quetta	397	725	5	139	777	211
2	Pishin	11	84	4	3	54	42
3	Zhob	9	20	0	0	20	9
4	Loralai	31	57	0	0	49	39
5	Khuzdar	6	0	0	0	6	0
6	Turbat	0	0	0	0	0	0
7	Msatung	10	0	0	0	10	0
8	Nushki	10	17	0	0	17	10
9	Hub	61	90	0	16	105	30
10	Usta Muhammad	1	21	0	0	15	7
11	Kharan	19	48	0	0	45	22
12	Musa khail	2	26	0	0	23	5
13	Sibi	27	103	0	12	96	22
14	Dera Allah Yar	10	26	0	0	28	8
15	Dera Murad Jamali	0	35	0	0	21	14
16	Dera Bugti	7	30	0	0	30	7
17	Panjgoor	0	4	0	0	4	0
18	Kohlu	0	1	0	0	1	0
19	Gawadar	39	114	0	54	36	63
20	Barkhan	2	4	0	0	6	0
21	Killa Saifullah	4	42	0	0	29	17
22	Kalat	3	0	0	0	3	0
23	Killa Abdullah	8	37	10	11	25	19
24	Dalbandin	6	4	1	1	8	2
25	Sariab	0	163	52	67	81	67
Total		663	1651	72	303	1489	594

6.31 District wise pendency, Institution, Disposal and Balance of Cases Carrying Sentence of Seven Years or More Imprisonment up to Death Sentence in the District Judiciary of Balochistan during the Year 2020

S. No.	Sessions Division	Pendency	Institution	Transferred		Disposal	Balance
				In	Out		
1	Quetta	222	662	13	131	511	255
2	Pishin	7	109	8	23	44	57
3	Zhob	22	348	53	33	235	155
4	Loralai	18	223	8	6	187	56
5	Khuzdar	49	90	0	15	92	32
6	Turbat	14	305	0	27	206	86
7	Msatung	28	71	0	1	54	44
8	Nushki	13	79	0	1	65	26
9	Hub	89	178	30	25	163	109
10	Usta Muhammad	2	25	0	9	10	8
11	Kharan	14	19	0	6	12	15
12	Musa khail	10	20	0	6	21	3
13	Sibi	61	85	0	12	94	40
14	Dera Allah Yar	16	80	0	15	53	28
15	Dera Murad Jamali	81	182	0	24	142	97
16	Dera Bugti	7	43	0	5	41	4
17	Panjgoor	3	445	0	0	378	70
18	Kohlu	2	0	0	2	0	0
19	Gawadar	13	58	0	32	8	31
20	Barkhan	11	78	0	7	74	8
21	Killa Saifullah	56	36	0	50	31	11
22	Kalat	1	40	0	0	27	14
23	Killa Abdullah	36	58	0	6	47	41
24	Dalbandin	2	34	14	9	9	32
25	Sariab	0	309	98	113	147	147
Total		777	3577	224	558	2651	1369

6.32 District wise statement showing Pendency, Institution & Disposal of Civil Revision in the District Judiciary of Balochistan Province during 2020

S. No.	Sessions Division	Pendency	Institution	Transferred		Disposal	Balance
				In	Out		
1	Quetta	65	149	0	13	183	18
2	Pishin	3	31	2	2	24	10
3	Zhob	0	12	0	0	9	3
4	Loralai	3	19	0	0	16	6
5	Khuzdar	0	0	0	0	0	0
6	Turbat	0	0	0	0	0	0
7	Msatung	0	0	0	0	0	0
8	Nushki	1	3	0	0	3	1
9	Hub	8	19	0	5	19	3
10	Usta Muhammad	1	2	0	0	3	0

Judicial Statistics of Pakistan, Annual Report 2020

S. No.	Sessions Division	Pendency	Institution	Transferred		Disposal	Balance
				In	Out		
11	Kharan	0	0	0	0	0	0
12	Musa khail	1	7	0	0	5	3
13	Sibi	0	28	0	4	13	11
14	Dera Allah Yar	2	2	0	0	4	0
15	Dera Murad Jamali	0	4	0	0	2	2
16	Dera Bugti	0	0	0	0	0	0
17	Panjgoor	0	0	0	0	0	0
18	Kohlu	0	0	0	0	0	0
19	Gawadar	11	41	0	17	14	21
20	Barkhan	0	1	0	0	1	0
21	Killa Saifullah	1	14	0	0	12	3
22	Kalat	0	0	0	0	0	0
23	Killa Abdullah	2	8	0	0	10	0
24	Dalbandin	1	2	0	0	2	1
25	Sariab	0	6	2	0	5	3
Total		99	348	4	41	325	85

6.33 District wise statement showing Pendency, Institution & Disposal of Criminal Appeals in the District Judiciary of Balochistan Province during 2020

S. No.	Sessions Division	Pendency	Institution	Transferred		Disposal	Balance
				In	Out		
1	Quetta	21	45	0	0	62	4
2	Pishin	1	14	1	0	11	5
3	Zhob	2	2	0	0	3	1
4	Loralai	3	14	0	0	15	2
5	Khuzdar	7	14	0	0	20	1
6	Turbat	0	15	0	0	14	1
7	Msatung	1	2	0	0	3	0
8	Nushki	1	0	0	0	1	0
9	Hub	20	23	2	0	42	3
10	Usta Muhammad	3	7	0	0	10	0
11	Kharan	1	12	0	2	9	2
12	Musa khail	0	0	0	0	0	0
13	Sibi	3	20	0	1	21	1
14	Dera Allah Yar	5	10	0	0	14	1
15	Dera Murad Jamali	4	7	0	0	10	1
16	Dera Bugti	2	27	0	0	27	2
17	Panjgoor	0	4	0	0	4	0
18	Kohlu	0	3	0	0	0	3
19	Gawadar	0	0	0	0	0	0
20	Barkhan	0	0	0	0	0	0
21	Killa Saifullah	2	12	0	1	9	4
22	Kalat	5	2	0	0	7	0
23	Killa Abdullah	2	12	0	0	14	0
24	Dalbandin	0	3	2	2	2	1
25	Sariab	0	13	3	5	8	3
Total		83	261	8	11	306	35

6.34 District wise statement showing Pendency, Institution & Disposal of Criminal Revision in the District Judiciary of Balochistan Province during 2020

S. No.	Sessions Division	Pendency	Institution	Transferred		Disposal	Balance
				In	Out		
1	Quetta	10	204	0	13	183	18
2	Pishin	2	24	1	0	22	5
3	Zhob	1	4	0	0	4	1
4	Loralai	2	19	0	0	21	0
5	Khuzdar	2	10	0	0	12	0
6	Turbat	0	10	0	0	6	4
7	Msatung	2	9	0	0	10	1
8	Nushki	1	3	0	0	4	0
9	Hub	8	12	12	0	27	5
10	Usta Muhammad	0	0	0	0	0	0
11	Kharan	2	11	0	0	11	2
12	Musa khail	2	24	0	0	24	2
13	Sibi	1	14	0	1	10	4
14	Dera Allah Yar	0	10	0	0	8	2
15	Dera Murad Jamali	2	13	0	0	10	5
16	Dera Bugti	0	0	0	0	0	0
17	Panjgoor	0	0	0	0	0	0
18	Kohlu	0	0	0	0	0	0
19	Gawadar	0	7	0	0	7	0
20	Barkhan	0	4	0	0	3	1
21	Killa Saifullah	0					0
22	Kalat	0	2	0	0	1	1
23	Killa Abdullah	2	12	0	0	14	0
24	Dalbandin	1	7	2	2	7	1
25	Sariab	0	8	8	3	10	3
Total		38	407	23	19	394	55

6.35 Age-wise pendency of cases in the District Judiciary of Balochistan Province

	Number of Cases pending that were instituted during the year												Total Pendency as on 31-12-2020
	upto 01-06-2009	2009 (1.6.2009 - 31.12.09)	2010	2011	2012	2013	2014	2015	2016	2017	2018	2019	
Criminal	4893	16388	29858	25440	27888	29047	21779	32457	34131	35016	34796	5884	7796
Civil	4739	7748	10364	11396	10514	9086	9092	11244	12517	13818	14200	7892	8238
Total	9632	24136	40222	36836	38402	38133	30871	43701	46648	48834	48996	13776	16034

Islamabad High Court

7 Islamabad High Court

Located in Pothohar Plateau, the region has historically been a part of the cross roads of Punjab and Khyber Pakhtunkhwa, with Margalla pass acting as a gateway between the two regions. The city was built during 1960 to replace Karachi as Pakistan's Capital. Historically the territory is regarded to be one of the earliest sites of human civilization in Asia. Many great armies such as those of Alexander the great, Chenghaiz Khan, Taimur and Ahmad Shah Durani used this corridor through Islamabad on their way to invade the subcontinent.

In 1958, a Commission was constituted to select a suitable site for the National Capital with particular emphasis on location, climate, logistics and defence requirements along with other attributes. After extensive study, research and thorough review of potential sites, the Commission recommended the area North East of Rawalpindi. A Greek firm of Architects, Konstantino Apostolos Doxiadies designed the Master Plan of the city.

The Federal Government was shifted from Karachi to Rawalpindi under President's Order No.20 of 1960, which was deemed to have taken effect on the 20th October, 1959 whereby it was stipulated that the Capital of the Republic shall be Islamabad situated in the District of Rawalpindi in the Province of West Pakistan at the site to be selected and the area to be determined by the Central Legislature. It was also provided that until provision was made for establishing the Central Government at Islamabad, the principal seat of the Government shall be at Rawalpindi. Under the Capital of the Republic (Determination of Area) Ordinance, 1963 as required by clause (2) of Article 211 of the Constitution 1962, the area of Islamabad Capital Territory was determined.

By virtue of President's Order No.1 of 1970, the Province of West Pakistan was dissolved and in its place the four provinces Balochistan, the North-West Frontier Province/Khyber Pakhtunkhwa, the Punjab and Sindh were constituted besides two centrally administered areas, namely, the Islamabad Capital Territory and FATA. In clause (2) of Article 14 of this Order the Islamabad Capital Territory was placed within the jurisdiction of the High Court of Punjab. Even President's Order No.8 of 1970 (High Courts Establishment Order 1970) established a High Court for the Province of the Punjab and the Islamabad Capital Territory to be called the Lahore High Court Lahore with its principal seat at Lahore.

Article 1(2)(b) of the Constitution of Islamic Republic of Pakistan, 1973 declared status of Islamabad Capital Territory as of a distinct territory not forming part of any province. Article 175 of the Constitution provided that there shall be a Supreme Court of Pakistan, a High Court for Islamabad High Court

each province and such other courts as may be established by law. Although Islamabad Capital Territory had not been part of any province of Pakistan yet no independent High Court was established to cater for the litigation pertaining to its area, rather the previous arrangement as made vide Article 3(b) of President's Order No.8 of 1970 (High Courts Establishment Order 1970) continued. Article 192(4) of the Constitution had provided about extension of jurisdiction of any High Court to any area in Pakistan not forming part of the Province and in this way the Islamabad Capital Territory remained under jurisdiction of Lahore High Court, Lahore.

By virtue of P.O. No.18 of 1980 followed by S.R.No.1316 (1)/80 dated 31.12.1980, the Islamabad Capital Territory attained provincial status for the purpose of its governance on administrative side but it remained without its own High Court. As a result of the Islamabad High Court (Establishment) Order 2007, a High Court for Islamabad Capital Territory was established but its cessation took place as a result of the verdict of August Supreme Court of Pakistan reported as PLD 2009 SC 879. Thereafter, the Islamabad High Court was established through Islamabad High Court Act 2010 (Act No.XVII of 2010) for Islamabad Capital Territory having original, appellate, provisional and other jurisdictions, as under the Constitution or other laws and also brought all Civil, Criminal, Revenue, Special Courts & all Tribunals which were exercising jurisdiction and functions in the Islamabad Capital Territory immediately before the commencement of the Act under the superintendence and control of the Lahore High Court, Lahore under the supervision and control of the Islamabad High Court.

7.1 Composition of the Court and Appointment of Judges

The total sanctioned strength of judges of the Islamabad High Court including the Chief Justice is 7 Judges. They are appointed by the President of Pakistan in accordance with Article 175-A of the Constitution.

7.2 Original Pecuniary Jurisdiction of the Court

Under section 4 of the Islamabad High Court Act, 2010 the Pecuniary Jurisdiction of Islamabad High Court in respect of Islamabad Capital Territory was originally Rs. 10 million and any suit or proceeding having pecuniary value of 10 million rupees or more could be filed in the Islamabad High Court. However, this limit has been further enhanced since January, 2012 to Rs. 100 million vide the Islamabad High Court (Amendment) Act, 2011 (Act No. II of 2012).

7.3 Hon'ble Judges of the Islamabad High Court as on 31-12-2020

Sr. #	Name	Date of elevation
1	Mr. Justice Athar Minallah, Hon'ble Chief Justice	17.06.2014 28.11.2018 (As Chief Justice)
2	Mr. Justice Aamer Farooq, Hon'ble Senior Puisne Judge	01.01.2015
3	Mr. Justice Mohsin Akhtar Kayani, Hon'ble Judge	23.12.2015
4	Mr. Justice Miangul Hassan Aurangzeb, Hon'ble Judge	13.12.2019
5	Mr. Justice Lubna Saleem Pervez, Hon'ble Additional Judge	13.12.2019
6	Mr. Justice Fiaz Ahmad Anjum Jandhran, Hon'ble Additional Judge	13.12.2019
7	Mr. Justice Ghulam Azam Qambrani, Hon'ble Additional Judge	30.12.2020
8	Mr. Justice Tariq Mehmood Jahangiri, Hon'ble Additional Judge	30.12.2020
9	Mr. Justice Babar Sattar, Hon'ble Additional Judge	30.12.2020

Sanctioned Strength of Hon'ble Judges: 10

Working Strength of Hon'ble Judges: 09

7.4 Hon'ble Judges Elevated to the Supreme Court of Pakistan during the year 2020

Sr. #	Name	Date of Elevation
1	NIL	NIL

7.5 Hon'ble Judges of the Islamabad High Court Retired during the year 2020

Sr. #	Name	Date of Retirement
1	NIL	NIL

7.6 Sanctioned and Working Strength of the Officers and Officials as on 31-12-2020

Sr.No	Name of Posts	Bps	Sanctioned Strength	Working Position	Vacant Posts
1	Registrar	22	1	1	0
2	Officer on Special Duty (OSD)	22	1	0	1
3	Member Inspection Team (MIT)	21	1	1	0
4	Officer on Special Duty (OSD)	21	3	0	3
5	Additional Registrar	20	7	4	3
6	Addl. Member Inspection Team (AMIT)	20	1	0	1
7	Secretary to Hon'ble Chief Justice	20	1	0	1
8	Deputy Registrar	19	17	17	0
9	Research & Reference Officer	19	1	1	0
10	Project Director	19	1	0	1
11	Officer on Special Duty (OSD)	19	2	2	0
12	Private Secretary	18	13	8	5
13	Assistant Registrar	18	17	12	5
14	Staff Officer	18	1	0	1
15	Reader	18	12	5	7
16	Treasury officer	18	1	1	0
17	Librarian	18	1	0	1
18	Assistant Accounts Officer	17	3	2	1

Judicial Statistics of Pakistan, Annual Report 2020

Sr.No	Name of Posts	Bps	Sanctioned Strength	Working Position	Vacant Posts
19	Assistant Librarian	17	1	1	0
20	Personal Assistant	17	18	8	10
21	Stenographer	17	19	17	2
22	Judicial Assistant	17	10	6	4
23	Research Associate	17	1	0	1
24	Programmer/Developer	17	1	1	0
25	Hardware/Network Engineer	17	1	1	0
26	Database Administrator	17	1	1	0
27	Assistant Protocol Officer	16	1	0	1
28	Computer Operator	15	2	2	0
29	Assistant	15	24	14	10
30	Care Taker/Assistant	15	1	1	0
31	Scanning Technician	14	2	2	0
32	Data Center Technician	14	2	2	0
33	Data Entry Operator	13	5	2	3
34	UDC	11	26	17	9
35	Imam Masjid	10	1	1	0
36	LDC	9	42	33	9
37	Staff Car Driver to HCJ	8	1	0	1
38	Bailiff	7	5	5	0
39	Moazin-cum-Khadim	6	1	1	0
40	Calligraphist	6	1	1	0
41	Mechanic (Transport)	6	1	1	0
42	Driver	5	38	30	8
43	Driver-cum-Cleaner	5	1	1	0
44	Dispatch Rider	5	10	4	6
45	Cook	5	17	11	6
46	Photographer-Cum-File Fatcher	5	1	1	0
47	Record Lifter	3	5	2	3
48	Daftri	3	16	9	7
49	Qasid	3	13	10	3
50	Book Binder	3	2	2	0
51	Head Mali	3	1	1	0
52	Bearer	2	16	10	6
53	Mali	2	17	10	7
54	Naib Qasid	2	61	49	12
55	Frash	2	5	5	0
56	Water Man	2	2	2	0
57	Dusting Coolie	2	2	2	0
58	Beldar	2	1	1	0
59	Chowkidar	2	10	8	2
60	Sweeper	2	28	21	7
Total			497	350	147

7.7 Budget Allocation for the year 2020-21

Sr. #	Particulars	Budget Grant the Year 2020-21
1	High Court	
	Principal Seat, Islamabad	699,594,000/-
2	District Judiciary	
	Sessions Courts	271, 503, 000/-
	Civil Courts	342,846,000/-
	Total	614,349,000/-

7.8 Consolidated Statement Showing Complaints and Penalties during the Year 2020

Sr.No	Complaints	Officers High Court	Official High Court	Judicial Officers	Staff District Judiciary	Total
1	Total Complaints Received	-	-	-	15	15
2	Total Complaints Disposed of	-	-	-	15	15
3	Under Process	-	-	-	0	0
	Penalties	Officers High Court	Official High Court	Judicial Officers	Staff District Judiciary	Total
A. Major Punishment						
i	Dismissal from service	-	-	-	2	2
ii	Removal from service	-	-	-	0	0
iii	Compulsory Retirement	-	-	-	0	0
iv	Reduction to lower stage	-	-	-	0	0
v	Reduction to Lower Post	-	-	-	0	0
	Total	-	-	-	2	2
B. Minor Punishment						
i	Stoppage of Increment	-	-	-	7	7
ii	Withholding Promotion	-	-	-	0	0
iii	Censure	-	-	-	3	6
	Warning	-	-	-	3	
	Total	-	-	-	13	13
C Other Departmental Actions (Trnsfer, Suspension etc.)						
i	Transfer	-	-	-	-	-
	Repatriation	-	-	-	-	-
ii	Suspension	-	-	-	-	-
iii	Other	-	-	-	-	-
D	Details of Cases Against Officers/ Officials referred to Police3, FIA etc.					NIL

7.9 Consolidated Statement Showing Pendency, Institution, Disposal and Balance of Cases in the Islamabad High Court during 2020

Pending	Institution	Disposal	Balance
15885	8095	7692	16288

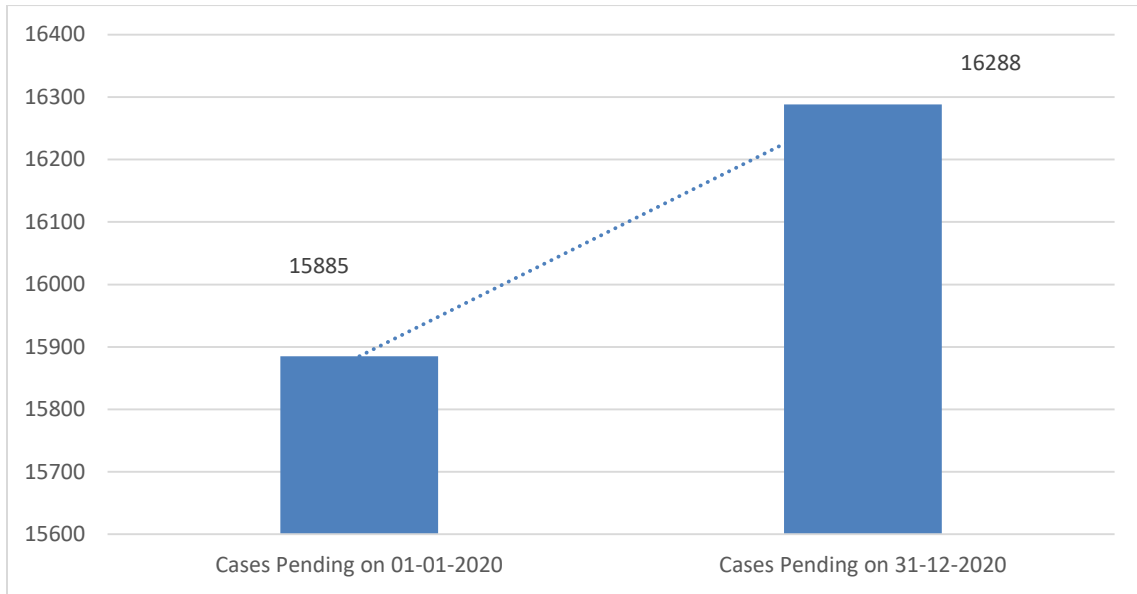


Chart illustrating a comparison between number of cases pending at beginning and end of the year 2020

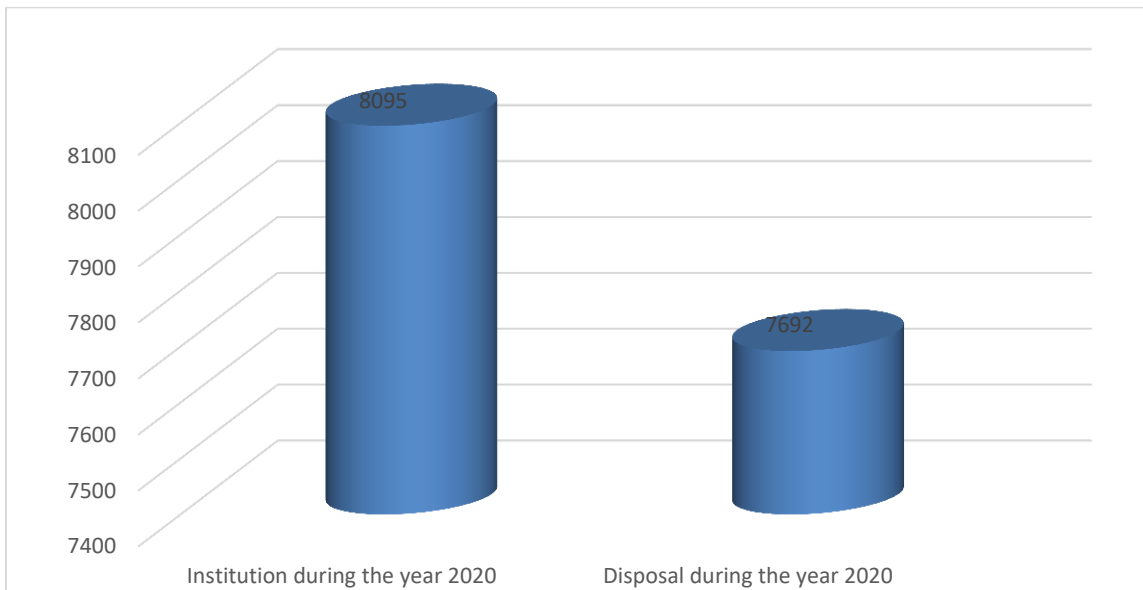


Chart illustrating a comparison between number of cases instituted and disposed of during the Year 2020

7.10 Consolidated Statement Showing Pendency, Institution, Disposal and Balance of Cases in the Islamabad High Court during the Year 2020

Sr. #	Name of Seat	Pending	Institution	Disposal	Balance
1	Principal Seat, Islamabad	15885	8095	7692	16288

7.11 Category-wise Pendency, Institution, Disposal and Balance of Cases in the Islamabad High Court during the Year 2020

#	Case Category	Pending	Institution	Disposal	Balance
1	Arbitration Petition	0	1	0	1
2	CM Independent	22	15	9	28
3	Civil Miscellaneous Appeals	1	1	1	1
4	Civil Original Suit	34	5	7	32
5	Civil Revision	1021	152	430	743
6	Civil Suit	11	0	3	8
7	Companies Original	46	16	7	55
8	Criminal Appeal	683	198	293	588
9	Criminal Miscellaneous	106	1344	1314	136
10	Criminal Original	670	296	275	691
11	Criminal Original Case	1	0	0	1
12	Criminal Revision	111	52	84	79
13	Cross Objection	17	1	1	17
14	Custom Reference	140	29	20	149
15	Election Appeal	1	0	0	1
16	Execution First Appeal	35	4	12	27
17	Execution Petition	22	4	2	24
18	Federal Excise & Reference Application	55	15	1	69
19	First Appeal Against Order	433	139	154	418
20	Income Tax Appeal	1	0	1	0
21	Income Tax Reference	701	13	83	631
22	Intra Court Appeal	1425	391	329	1487
23	Jail Appeal	55	21	30	46
24	Judicial Service Appeal	6	0	0	6
25	Miscellaneous Petitions	0	1	0	1
26	Murder Reference	49	5	18	36
27	OGRA Application	17	8	1	24
28	Objection Case/Office Objection	758	748	555	951
29	Objection Petition	9	0	0	9
30	Petition for Leave to Appear and Defend	13	2	5	10
31	Petition for Special Leave to Appeal	26	3	10	19
32	Regular First Appeal	1254	420	142	1532
33	Regular Second Appeal	52	2	16	38
34	Review Application	73	34	49	58
35	SECP Appeal	6	3	2	7
36	Sales Tax Reference	227	86	9	304
37	Tax Appeal	16	0	4	12
38	Tax Reference	104	0	16	88
39	Transfer Application	3	7	5	5
40	Writ Petition	7681	4079	3804	7956
	TOTAL	15885	8095	7692	16288

7.12 Pendency, Institution, Disposal and Balance of Cases in the Islamabad High Court during the Last 10 years.

Year	Pending	Institution	Disposal	Balance
2011	9327	5011	3940	10398
2012	10398	6445	6914	9929
2013	9929	8835	5654	13110
2014	13110	7704	6314	14500
2015	14500	7474	9378	12596
2016	12596	8184	6785	13995
2017	13995	8373	6721	16276
2018	16276	9393	8595	17074
2019	17074	8782	9971	15885
2020	15885	8095	7692	16288

7.13 Pendency, Institution, Disposal and Balance of Appeal raising out of Sentences of Life Imprisonment in the Islamabad High Court, Islamabad during the Year 2020.

Category	Pending	Institution	Transferred		Disposal	Balance
			In	Out		
Criminal Appeal	43	3	0	0	13	33
Jail Appeal	23	3	0	0	9	17
Murder Reference	49	5	0	0	18	36
Total	115	11	0	0	40	86

7.14 Pendency, Institution, Disposal and Balance of Appeals arising out of Sentences of Seven Years and above but below life imprisonment in the Islamabad High Court, Islamabad during the Year 2020.

Category	Pending	Institution	Transferred		Disposal	Balance
			In	Out		
Criminal Appeal	50	8	0	0	22	36
Jail Appeal	13	5	0	0	5	13
Total	63	13	0	0	27	49

7.15 Pendency, Institution, Disposal and Balance of Appeals/References arising out of Sentences of Seven years and above but below life imprisonment in the Islamabad High Court during the year 2020.

Category	Pending	Institution	Transferred		Disposal	Balance
			In	Out		
Criminal Appeal	26	14	0	0	19	21
Jail Appeal	7	5	0	0	5	7
Total	33	19	0	0	24	28

7.16 Category-wise Pendency, Institution, Disposal and Balance of Cases in the Islamabad High Court during the Year 2020

	Number of cases pending that were instituted during the year												Total Pendency
	up to 31-12-2009	2010	2011	2012	2013	2014	2015	2016	2017	2018	2019	2020	
Criminal Cases	1	3	1	6	13	24	40	29	63	114	330	316	940
Civil Cases	56	8	21	39	109	109	268	258	309	430	744	655	3006
Other	162	59	197	181	272	546	986	1206	1370	1890	2319	3154	12342
TOTAL	219	70	219	226	394	679	1294	1493	1742	2434	3393	4125	16288

**District Judiciary
Islamabad Capital Territory**

7.17 District-wise Sanctioned and Working Strength of Judicial Officers in Islamabad Capital Territory as on 31-12-2020

District & Sessions Judges			Additional District & Sessions Judges			Senior Civil Judges			Civil Judges/ Judicial Magistrates/ Family Judges etc.			Total		
Sanctioned Strength	Working Strength	Vacant Posts	Sanctioned Strength	Working Strength	Vacant Posts	Sanctioned Strength	Working Strength	Vacant Posts	Sanctioned Strength	Working Strength	Vacant Posts	Sanctioned Strength	Working Strength	Vacant Posts
15	11	4	30	12	18	6	6	0	52	43	9	103	72	31

7.18 Consolidated Statement Showing Pendency, Institution, Disposal and Balance of Cases in the District Courts of Islamabad during 2020

Pending	Institution	Disposal	Balance
41329	67733	60818	48244

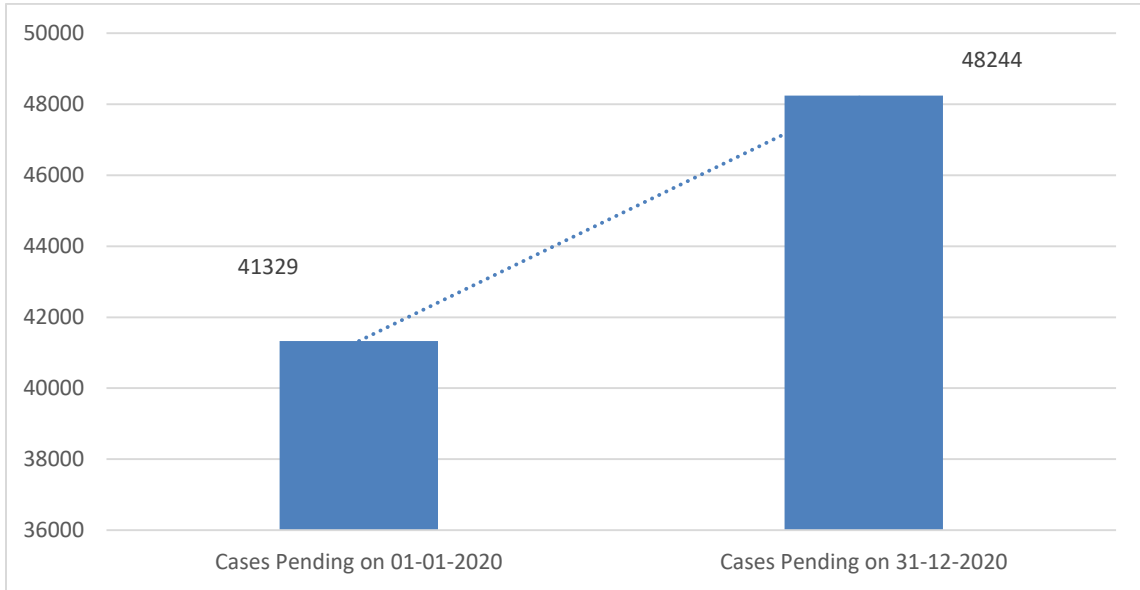


Chart illustrating a comparison between number of cases instituted and disposed of during the Year 2020

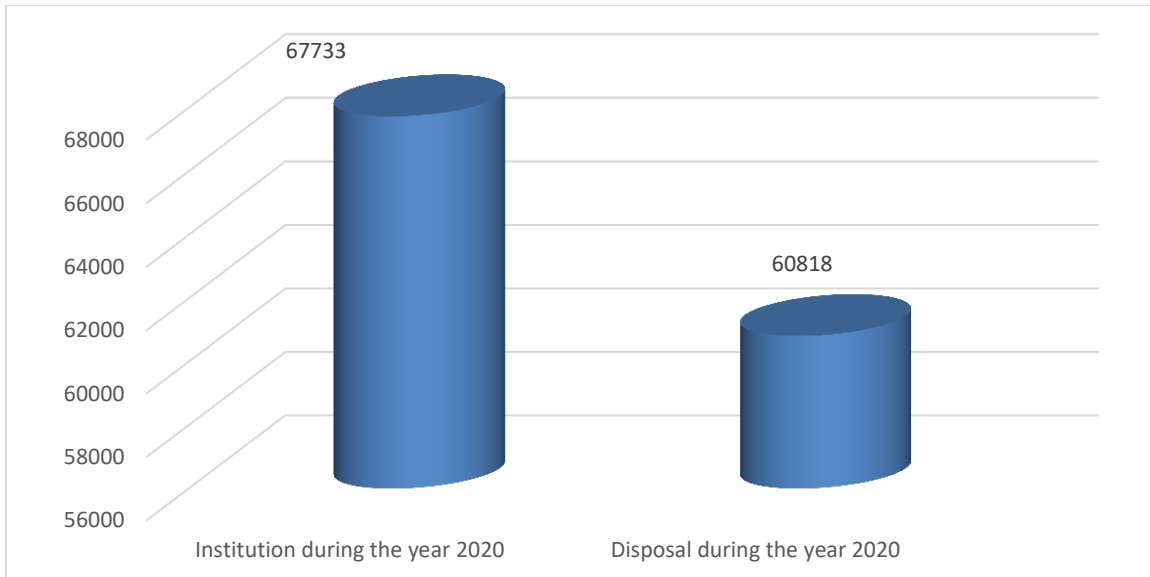


Chart illustrating a comparison between number of cases instituted and disposed of during the Year 2020

7.19 District-wise Consolidated Institution, Disposal and Balance of Cases in the District Judiciary of ICT, Islamabad during the Year 2020.

Sr. #	District	Pending	Institution	Transferred		Disposal	Balance
				In	Out		
1	West	25206	51540			48516	28230
2	East	16123	16193	0	0	12302	20014
Total		41329	67733	0	0	60818	48244

7.20 District-wise statement of Civil Cases in the District Judiciary of Islamabad Capital Territory during the Year 2020

Sr. #	District	Pending	Institution	Transferred		Disposal	Balance
				In	Out		
1	West	17633	25392			23814	19211
2	East	11206	9164	24	26	6705	13663
Total		28839	34556	24	26	30519	32874

7.21 District-wise statement of Criminal Cases in the District Judiciary of Islamabad Capital Territory during the Year 2020

Sr. #	District	Pending	Institution	Disposal	Balance
1	West	6901	26035	24702	8234
2	East	4165	5687	4440	5412
Total		11066	31722	29142	13646

7.22 District-wise Statement of Miscellaneous categories of cases in the District Judiciary during the year 2020

Category	District	Pending	Institution	Disposal	Balance
Civil Appeals	West	268	548	619	197
	East	139	354	338	155
	Total	407	902	957	352
Criminal Appeals	West	18	56	45	29
	East	4	11	11	4
	Total	22	67	56	33
Murder Cases	West	28	60	38	50
	East	62	96	61	97
	Total	90	156	99	147
Rent Cases	West	297	652	594	355
	East	11	95	84	22
	Total	308	747	678	377
Hudood Cases	West	0	0	0	0
	East	265	68	73	260
	Total	265	68	73	260
Narcotics Cases	West	350	923	721	552
	East	111	388	211	288
	Total	461	1311	932	840
Civil Revisions	West	45	90	120	15
	East	22	98	91	29
	Total	67	188	211	44

Judicial Statistics of Pakistan, Annual Report 2020

Category	District	Pending	Institution	Disposal	Balance
Criminal Revisions	West	55	407	380	82
	East	14	232	208	38
	Total	69	639	588	120
Cases Carrying Sentence of 7 Years or More up to Death Sentence	West	5704	9969	8867	6806
	East	246	0	80	166
	Total	5950	9969	8947	6972

7.23 Age-wise pendency of cases in the District Judiciary of ICT, Islamabad

Number of cases pending that were instituted during the year													
		upto 31-12-2010	2011	2012	2013	2014	2015	2016	2017	2018	2019	2020	Total Pendency as on 31-12-2020
Criminal Cases	WEST	316	213	245	401	485	435	503	695	852	1510	2602	8257
	EAST	9	8	18	62	95	155	253	478	920	1949	2314	6261
Civil Cases	WEST	615	455	522	613	1002	1483	1402	1615	2877	3888	5501	19973
	EAST	94	53	125	185	214	408	724	1238	2005	3683	5024	13753
TOTAL		1034	2740	2922	3274	3810	4496	4898	6043	8672	13049	17461	48244